

DEMOGRAPHIC STATISTICS OF GENERATIONS IN THE REPUBLIC OF AZERBAIJAN

Rza Allahverdiyev
Head of the Population Department
Minsk, June 8-10, 2026

Content




Structure of the demographic data collection system



Demographic indicators of the population
by age groups



Population migration



State Statistics Committee of the Republic of Azerbaijan

Ministry of Internal Affairs

statistical registration coupons for the arrival and departure sheet

State Migration Service

statistical reporting form 1-migration "On foreign citizens and stateless persons located in the Republic of Azerbaijan"

Ministry of Healthcare

Ministry Justice

- birth and death certificates (including medical certificates)
- acts of marriage and divorce

Age groups

Children(0-17)



Youth(14-29)



Elderly generation(65+)



Working age

**Group boundaries are established in accordance with regulatory and legal acts. The 14-17 age group is a transitional group.*

	Men	Women
1990-1998	16-59	16-54
1999	16-60	16:55
2000	15-60	15:55
2001-2010	15-61	15-56
2011-2017	15-62	every year +6 months up to 15-59
2018-2021	every year +6 months up to 15-64	
2018-2027	every year +6 months up to 15-64	

Main characteristics

Children and teenagers

Age group 0-17 years

- High level of physical, moral and material dependence
- High demand for education, health and leisure services
- Dependent migration mobility

Main characteristics

Youth

Age group 14-29 years old

- The main transit group, making the transition from economic dependence (childhood) to complete independence and the formation of a new generation
- The main reproductive potential is the main source of fertility
- Migration-active part of the population – high educational and labour migration

Main characteristics

Working age

Age group 15-64 years old

- The main economically active population
- Active participation in the labour market
- The main share of income and tax payments

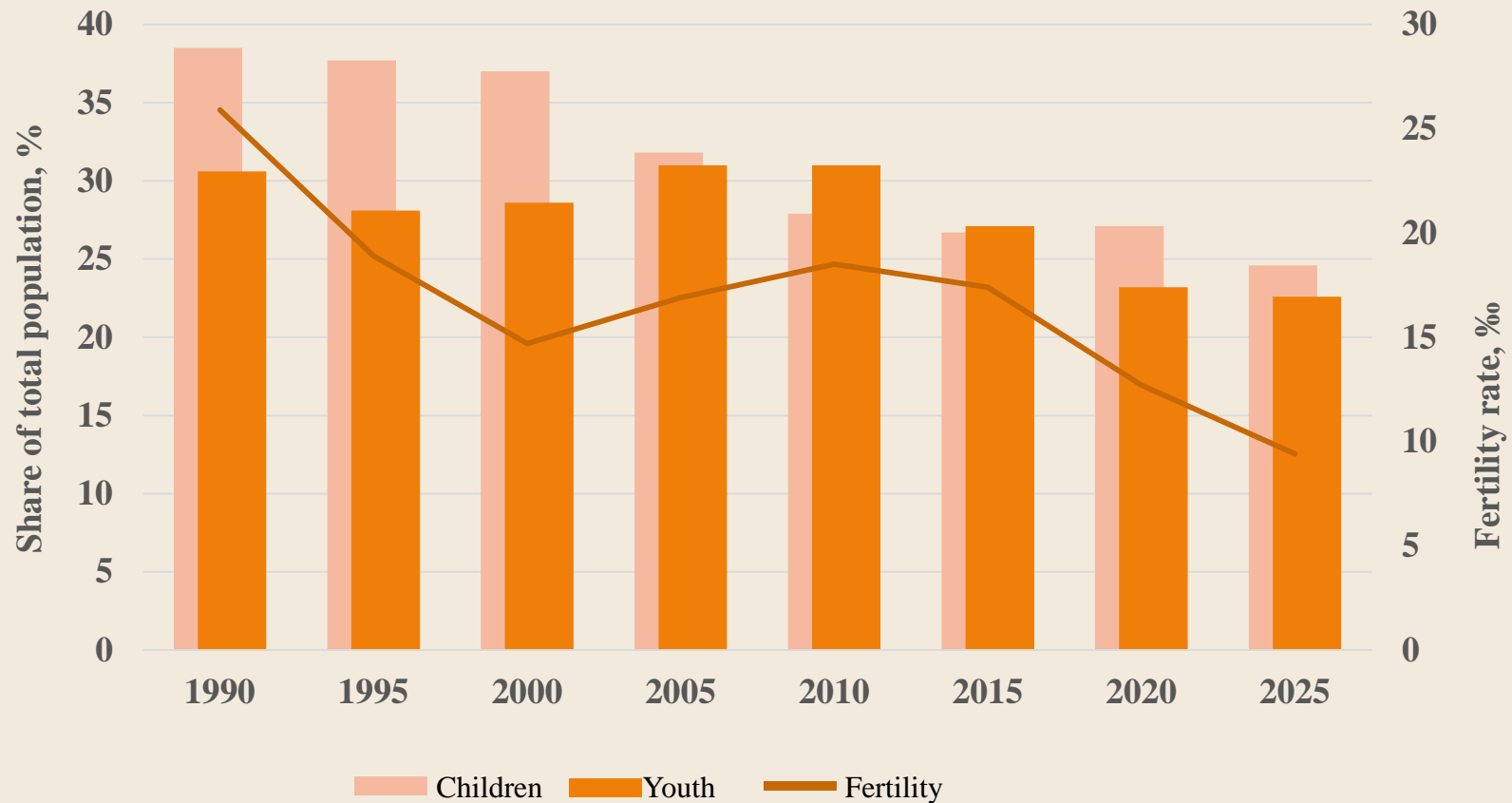
Main characteristics

Elderly generation

Age group 65+

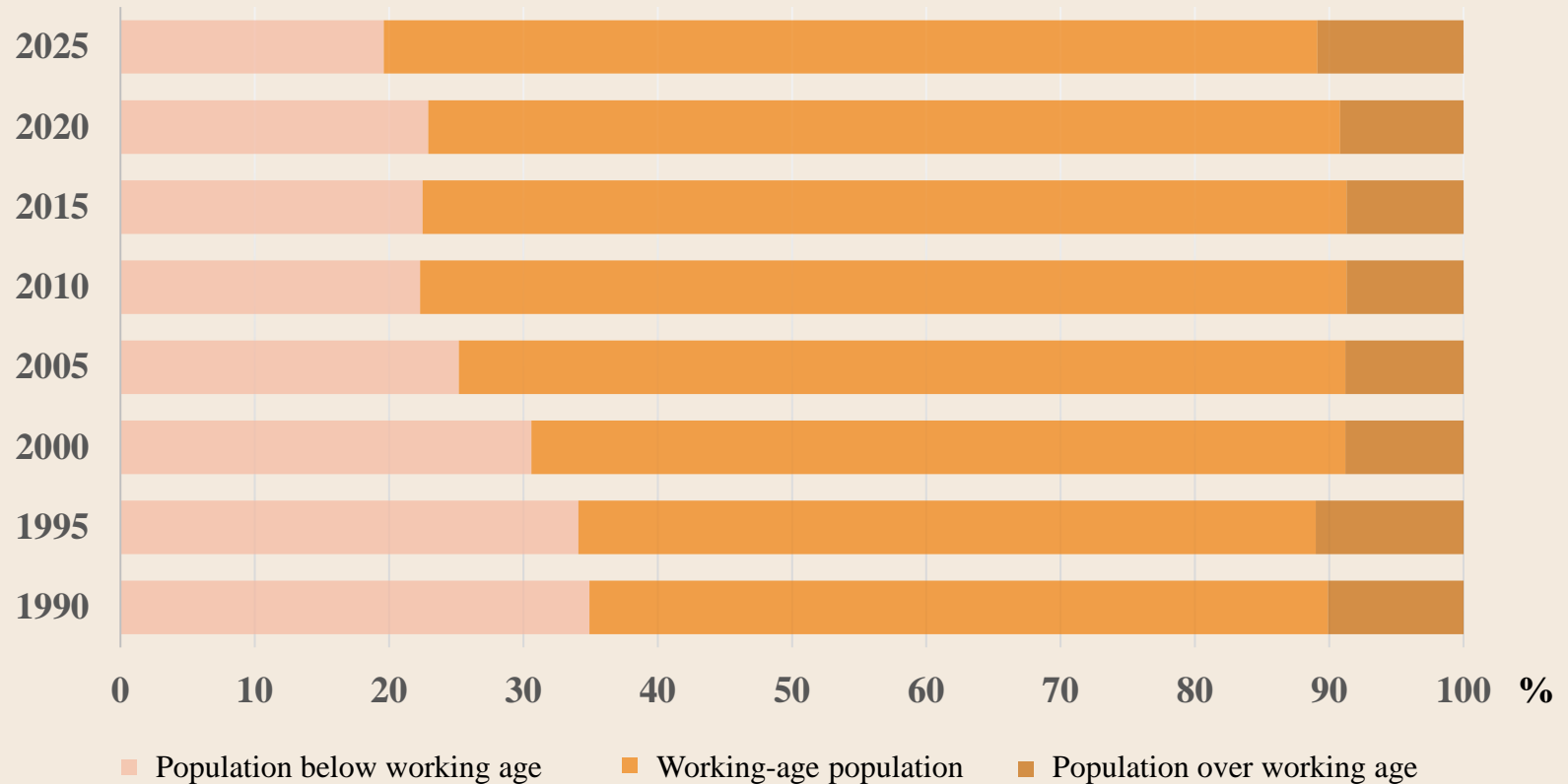
- The main source of income is a pension
- High need for social protection
- Increasing costs of medical care

Fertility and generation structure



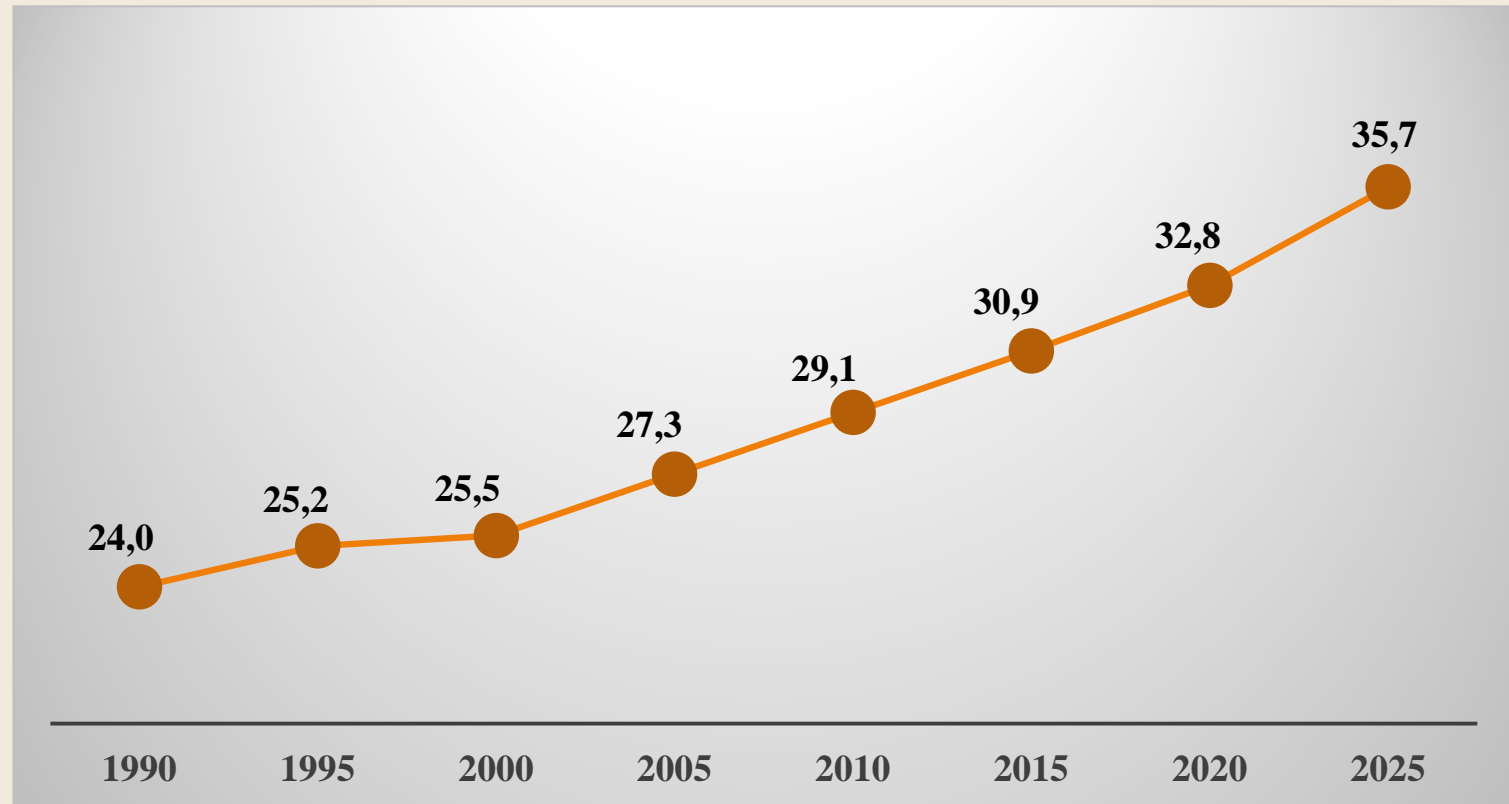
- A decline in fertility directly reduces the share of younger age groups with a time lag.
- The current generational structure reflects the demographic waves of past periods.

Demographic structure of the population



- The reduction in the share of younger age groups is occurring at a faster rate than the aging of the population.
- The current balance of generations is temporarily maintained due to the high number of working-age population.

Median age of the population



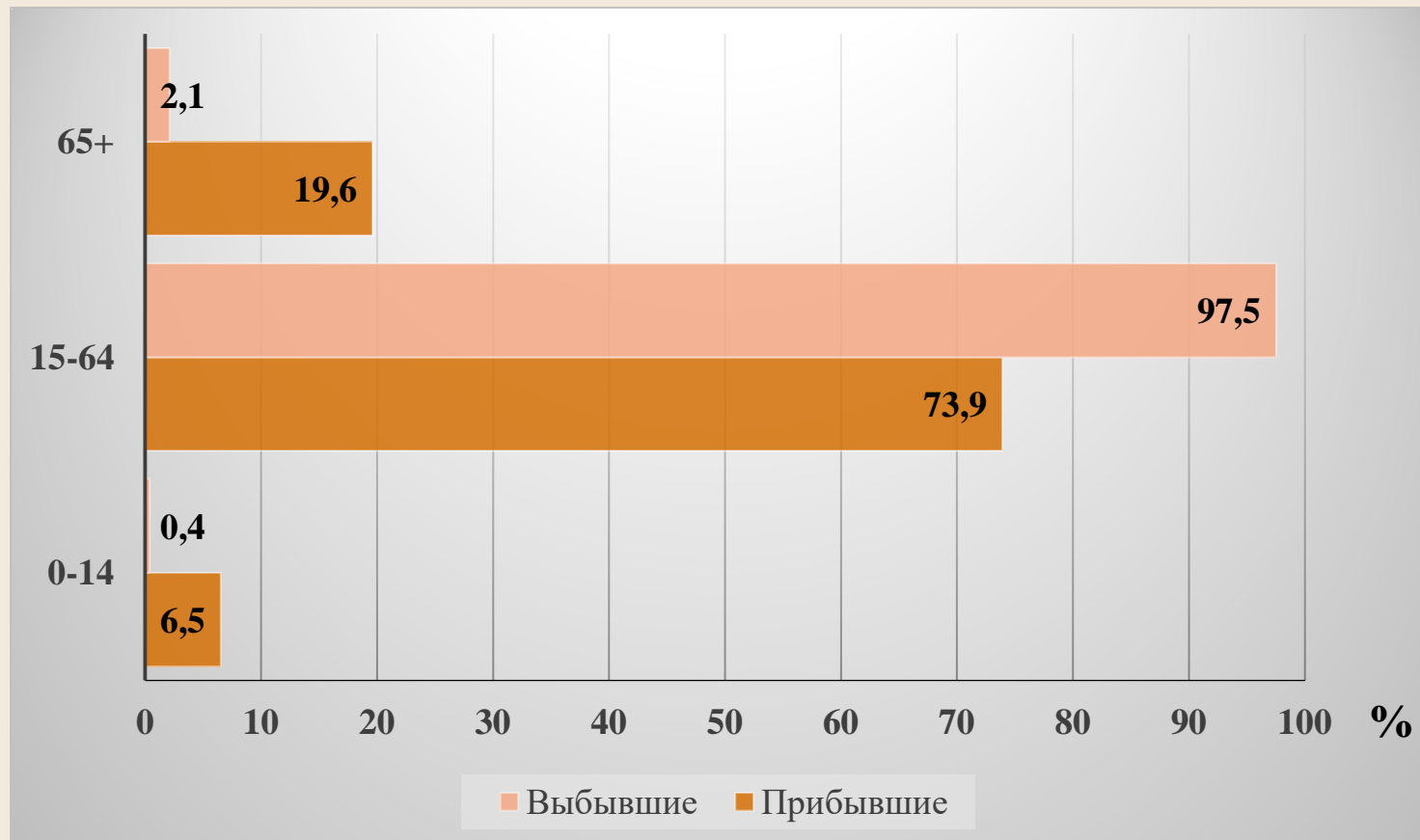
- The steady increase in the median age reflects the objective process of population aging.
- This trend is due not only to a decline in the birth rate, but also to an increase in life expectancy.

Demographic burden



- A decline in the birth rate temporarily reduces the overall demographic burden on the working-age population by reducing the proportion of children.
- The current period of low demand creates an economic “window of opportunity” for modernization of the social sphere.

Migration



- In the structure of the migration outflow of the working-age population, the share of young people makes up about a third, which is almost twice the figure among those who arrived.

Conclusions and objectives

Children and teenagers

- **Transformation of the age structure:** a quantitative reduction in the group against the background of a general narrowing of the base of the age pyramid.
- **Adaptation of social infrastructure:** the need for resource redistribution and changes in structural adaptation children's social infrastructure facilities.
- **Local potential shift:** changes in the number of children in the regions due to territorial movements of young families.

Youth

- **Increasing cohort mobility:** active movement of young personnel to large economic and educational centers.
- **Shift in reproductive plans:** gradual change in the average time of starting a family and having first children in this age group.
- **New challenges for local labour markets:** the need to strengthen measures to attract and retain young specialists in the field.

Conclusions and objectives

Working-age population

- **Positive balance of power:** reduction in the number of unemployed citizens per one employed person in the economy.
- **Increasing average age of employed people:** the natural maturation of the workforce and the need for continuous retraining programs.
- **Growing family obligations:** strengthening the social role of the generation that combines supporting children and caring for older relatives.

The older generation

- **Increasing proportion of older age groups:** the need for long-term adaptation of the labor market and social sphere to the needs of older generations.
- **Reorientation of the healthcare system:** increasing need for medical and social support for the elderly and long-term care.
- **Social integration tasks:** the need to develop active ageing infrastructure to support citizens living alone.

An illustration of a diverse family group consisting of seven people of various ages and ethnicities. From left to right: a young boy in a blue sweater and light pants; an elderly woman with white hair in a yellow top and brown skirt; a young child in a white shirt and blue pants being held by a woman in a red top and green pants; a man in a grey sweater and blue pants; a woman in a yellow top and red skirt; a man with a white beard and glasses in a green sweater and grey pants; and another young child in a white shirt and blue pants. The background is a light beige color with a thin black border and a brown rectangular block in the top left corner.

THANK YOU FOR YOUR ATTENTION!