



Georgia's Transformative Journey in Developing Official Statistics



GOGITA TODRADZE

Executive Director

National Statistics Office of Georgia

Building a Modern Statistical Powerhouse: 106 Years of Evolution



63 employees and 4 divisions in 1919

- Agricultural statistics
- Labour, trade and industry statistics
- Transport statistics
- Population statistics

900 employees in 2025

- 213 permanent staff
- 80 contracted
- 600 interviewers
- 11 Departments
- 23 divisions
- 11 Regional offices



WWW.GEOSTAT.GE



Principles that Drive Quality Statistics



Reliable Data for Right Decisions!




User Needs: the upward trajectory



Data Users:

1. Ministries
2. Court
3. State council
4. Other Public institutions
5.



GOVERNMENT

Data Users: Current Landscape

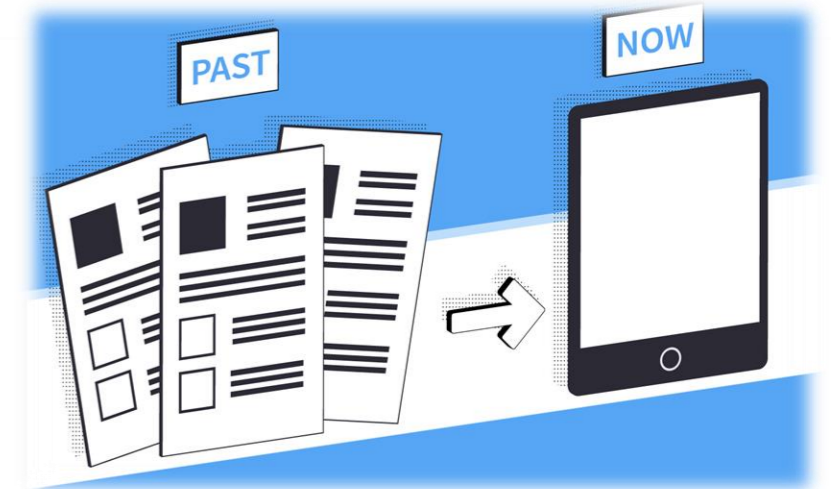


WWW.GEOSTAT.GE
1 270 thousand
visitors of web-
site
during 2025

Meeting user needs through technology



GEOSTAT - "Paperless Office"



191
9

...

202
6

Surveys and administrative data sources

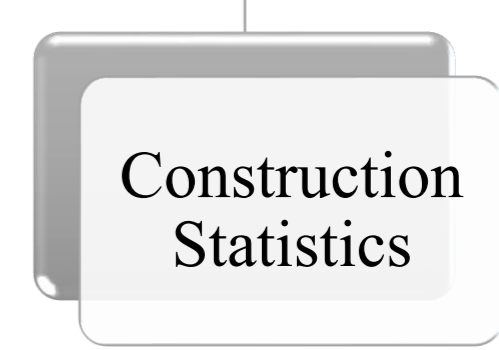
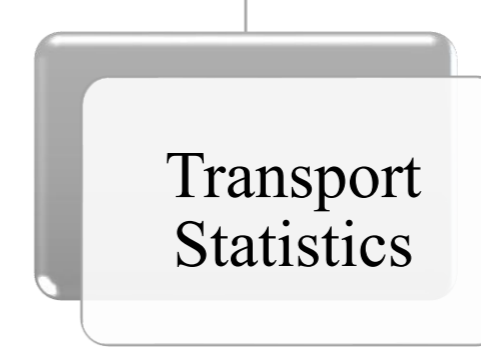
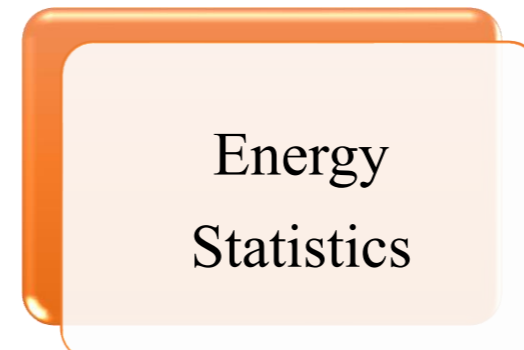
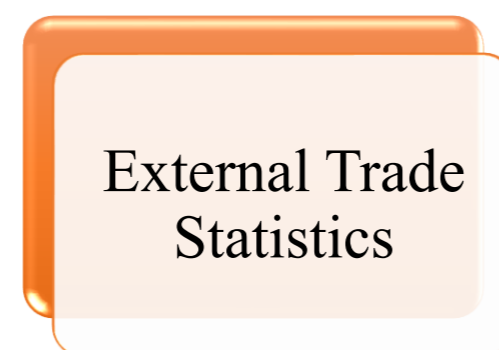
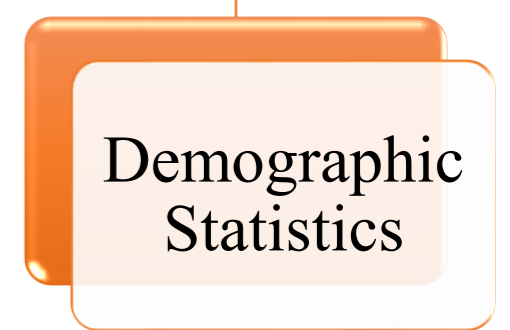
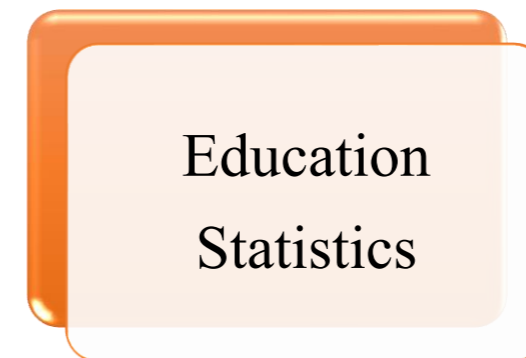
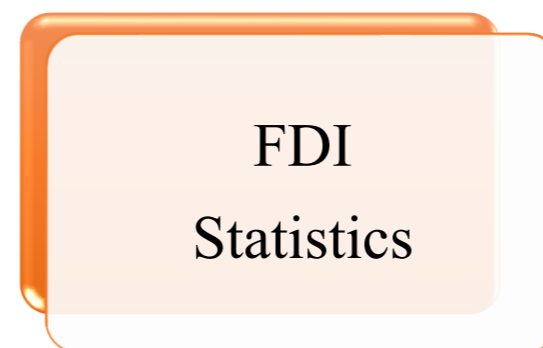


❑ Field works- 157 (64%)

- Online questionnaire for enterprises / organisations
- Face-to-face interviews and CAPI for households

❑ Administrative data - 88 (36%)


- Revenue Service
- National Agency of Public Registry
- Customs Service
- Ministry of Internal Affairs



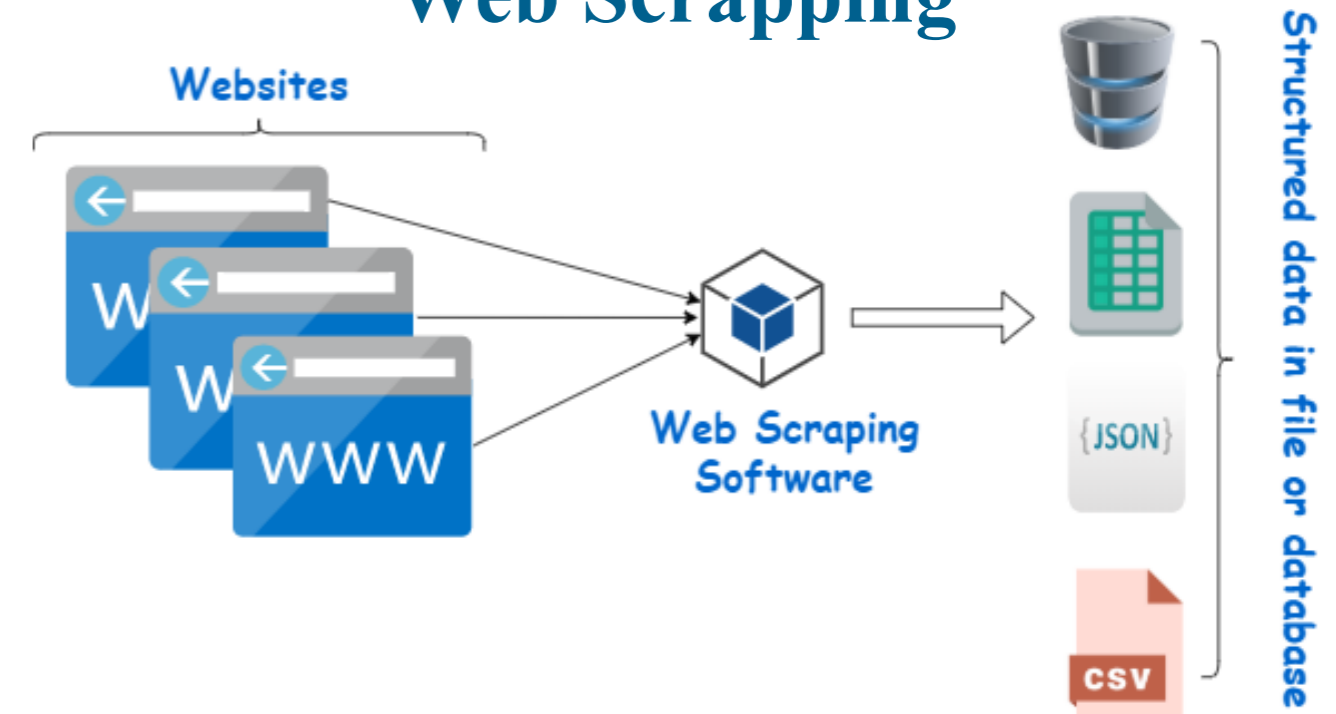
Alternative sources and non-traditional methods



Remote Sensing



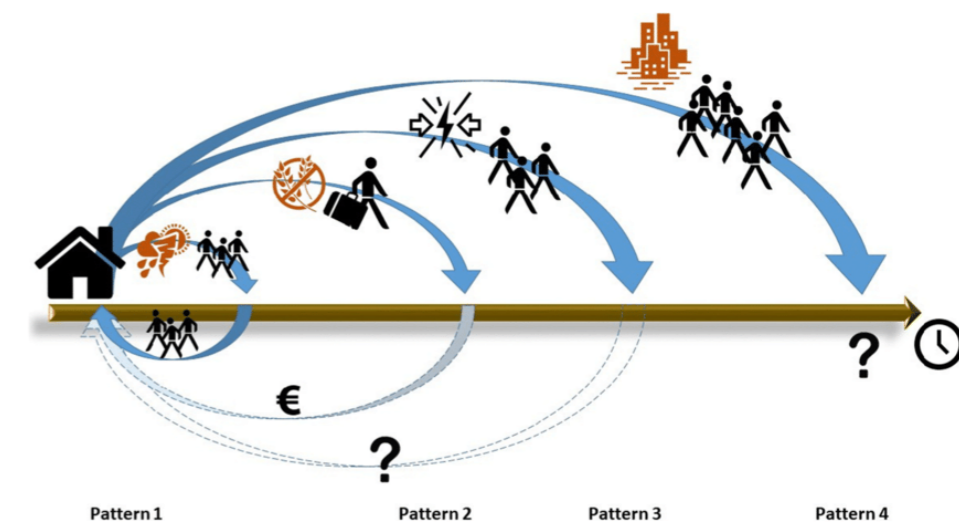
Web Scrapping



Scanner Data




BIG DATA




Widespread use of artificial intelligence (AI)



Data collection improvement
Data Processing
Statistical analysis
Visualization and communication
Data quality control



Increasing administrative efficiency
Harnessing new data sources
Responding to requests



ChatGPT

Gemini

Claude

Improved data dissemination channels



WWW.GEOSTAT.GE

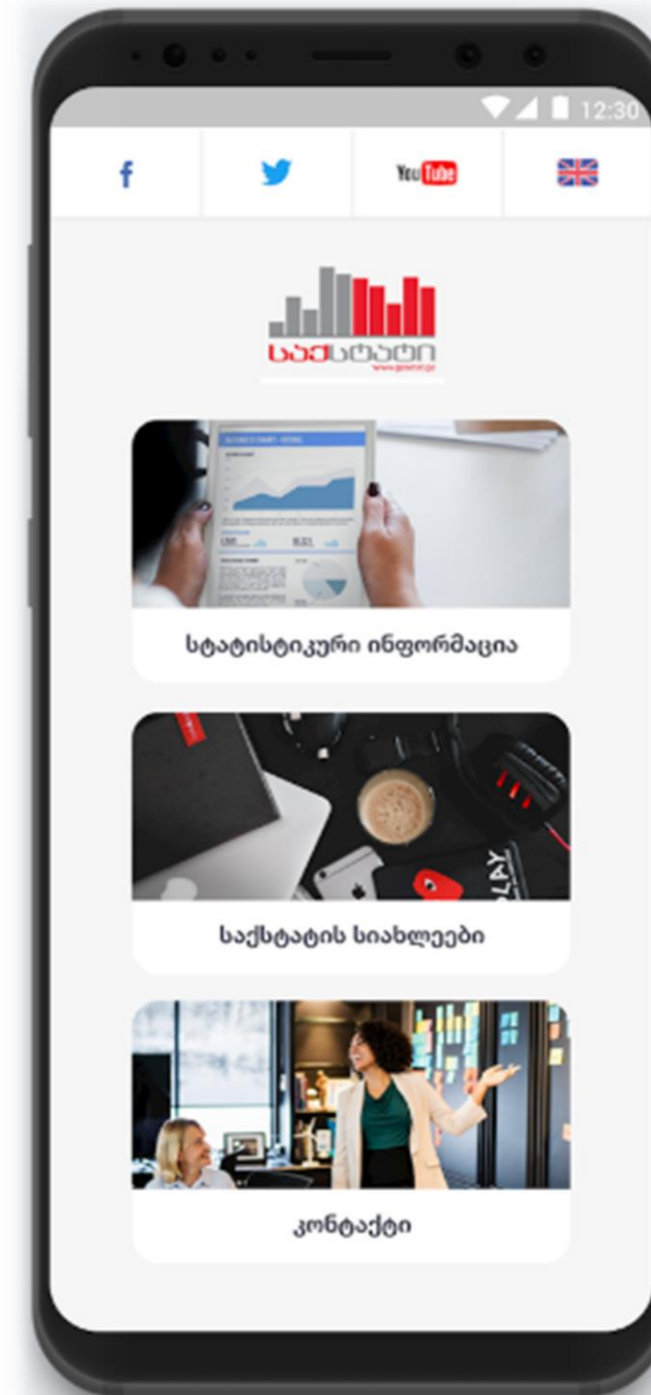


Adapted for persons with disabilities

The screenshot shows the GEOSTAT website homepage. At the top left is the logo for the National Statistics Office of Georgia, with the tagline "Reliable Data for Right Decisions!". A "100 YEARS" anniversary banner is also present. The navigation menu includes: STATISTICS, PUBLICATIONS, METHODOLOGY, METADATA, CALENDAR, MEDIA, SURVEYS, LINKS, and PROJECTS. A central dashboard displays five key indicators:

Indicator	Value
Population, thousands	3 688.6
GDP Per Capita (\$)	6671,9
Real GDP Growth Rate (%)	10,1
Unemployment Rate (%)	17.3
Inflation (%)	5.3

Below the dashboard are four featured content blocks: "SUMMARY OF VITAL STATISTICS IN GEORGIA 2022" (dated 30 March 2023), "Regional and Municipal Statistics" (with a map of Georgia), "Infographic", "GIS Analysis" (with a 3D map), and "Gender Statistics".



Android & IOS

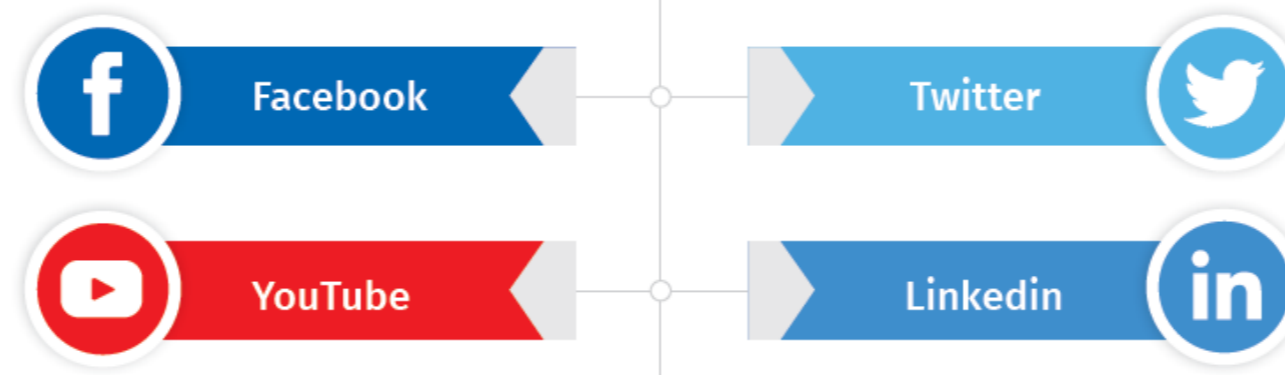


Thematic Interactive Portals



Data dissemination methods



27 Interactive portals
and online calculators



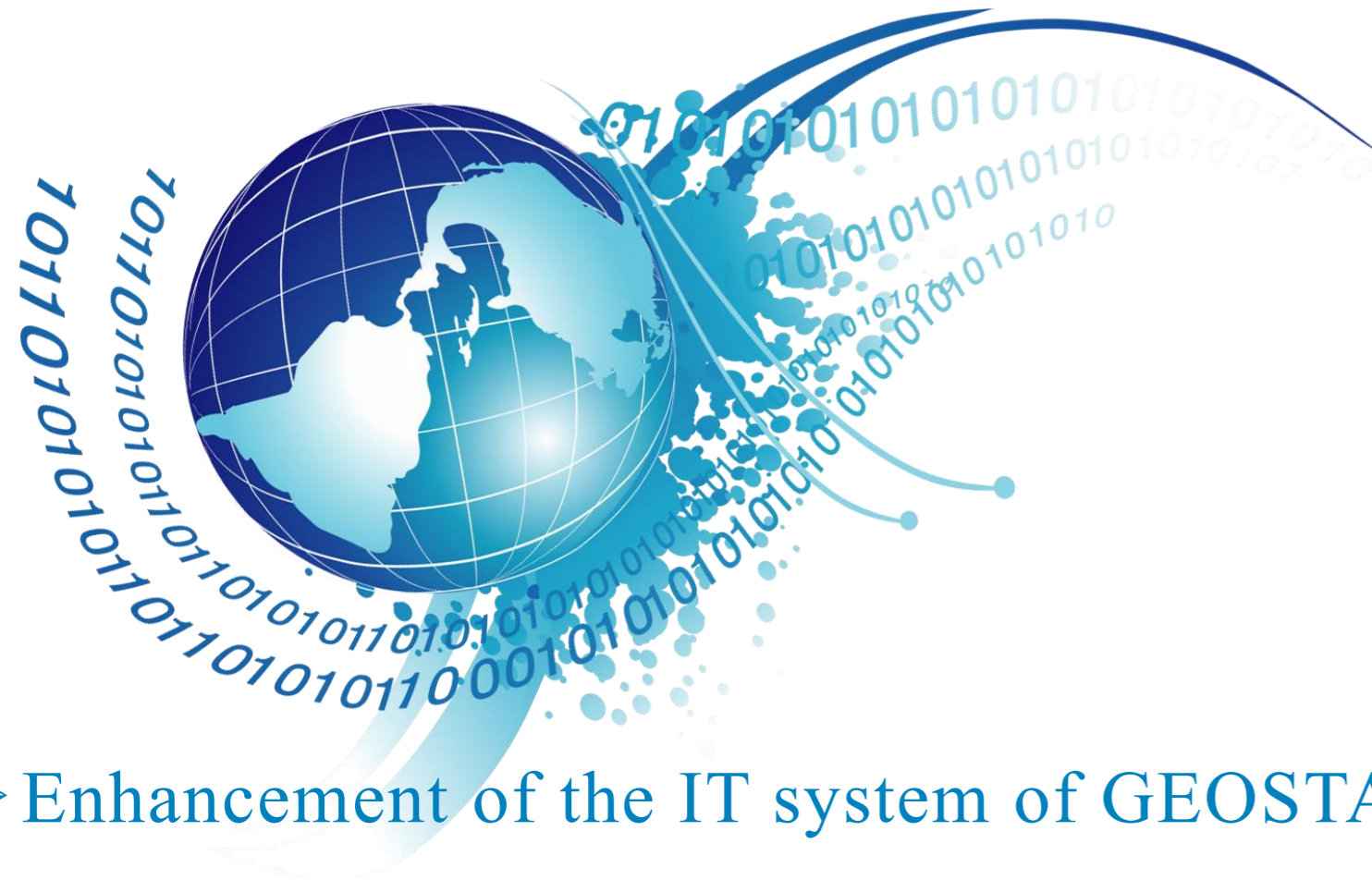
International Cooperation



EU-TWINNING project



Next Steps: Building the Future



- Introducing more process-based organizational structure
- Creating new products and launching new services
- Improving the quality of data at the regional level
- Improving data dissemination capacity

- Enhancement of the IT system of GEOSTAT
- Integrate of AI in the processes of official statistics
- Capacity development of employees of GEOSTAT
- Increasing the credibility of and developing trust in official statistics



Our Success Formula: People, Partnerships, and Technology





THANK YOU FOR YOUR ATTENTION!

GOGITA TODRADZE

Executive Director

National Statistics Office of Georgia

Reliable Data for Right Decisions!

gtodradze@geostat.ge

WWW.GEOSTAT.GE