

# Development of a minimum set of indicators on children

exposed to violence, in alternative care and children with disabilities

Soomi Hong

UNECE Statistical Division

Statistical view of society through the prism of generations

Minsk, 8-10 June 2026



# Statistics on Children

UNITED NATIONS ECONOMIC COMMISSION FOR EUROPE



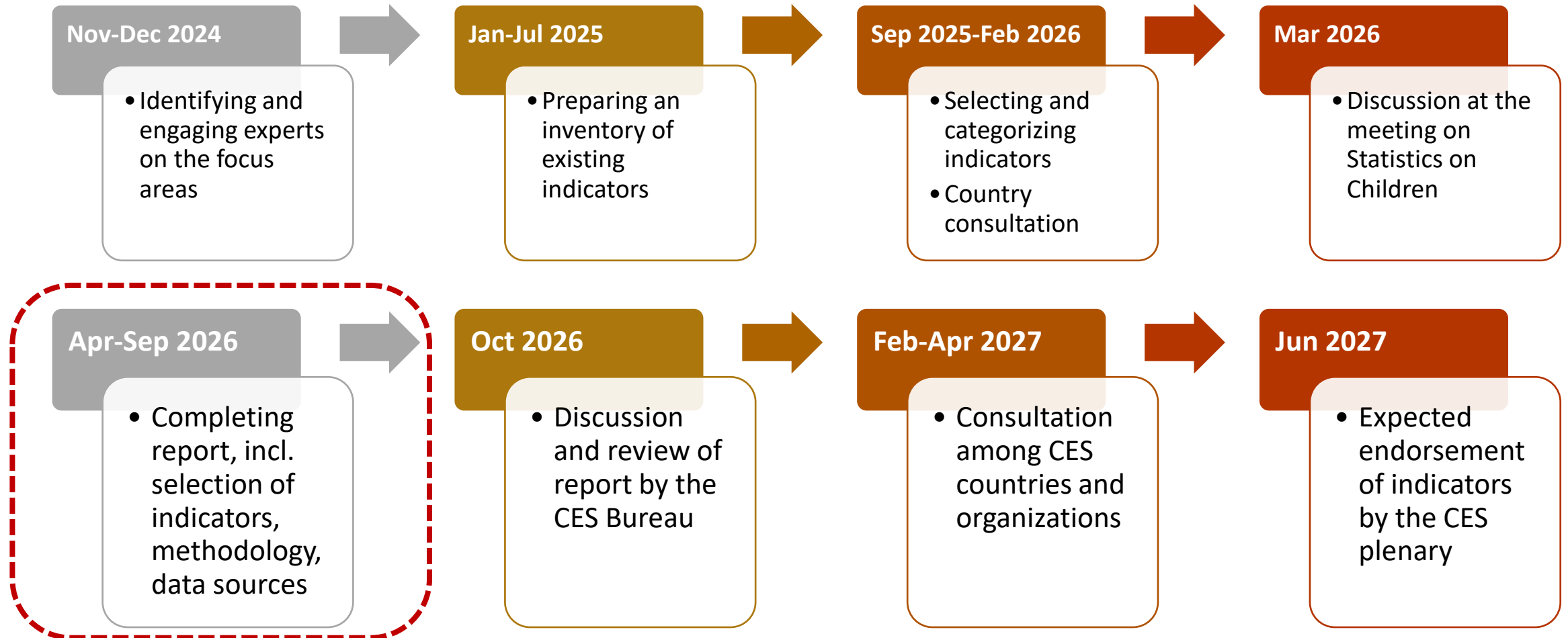
Statistics on Children  
Spotlight on children exposed to violence,  
in alternative care, and with disabilities



- 3 areas:
  - Children exposed to violence
  - Children in alternative care
  - Children with disabilities
- First UNECE/UNICEF Expert Meeting on Statistics on Children (Geneva, 4-6 March 2024)
  - Establishment of Steering Group of Statistics on Children



# Timeline of developing the minimum set of indicators



# Progress



- Identification of existing indicators and discussion on a minimum set of 5 per topic
- Development of meta data
- Country consultation (Nov 2025- Jan 2026)
  - 34 countries responded (61%)
  - 3 topic areas + mental health

## Country consultation on the development of a minimum set of indicators on children exposed to violence, in alternative care, and with disabilities

Prepared by the Steering Group on Statistics on Children

In October 2024, the Bureau of the Conference of European Statisticians ("CES") approved the terms of reference and work plan for the Steering Group on Statistics on Children, which include the development of a minimum set of indicators on children exposed to violence, children in alternative care, and children with disabilities, to improve the production and international comparability of statistics in these areas.

The present country consultation document has been developed by the Steering Group on Statistics on Children and includes 5 proposed minimum indicators for each of the 3 thematic areas and associated metadata. The purpose of this country consultation is to collect information on current practices, relevance and feasibility of the proposed indicators. The completion of this consultation may necessitate input from among several colleagues and from other ministries or agencies working in this area.

To complete the questionnaire, please review each of the proposed indicators and metadata and share your feedback and comments in the yellow response boxes. Please note that the questionnaire includes *indicator-specific*, *thematic area*, *overall package*, and *mental health* questions. To facilitate data processing, this document has been locked from making any other changes. Please note that input can only be made in the provided response boxes. If you have additional materials to attach which cannot be included as online links in the response, please include them as attachments to the email along with the completed consultation document to [social.stats@un.org](mailto:social.stats@un.org) with a copy to [soomi.hong@un.org](mailto:soomi.hong@un.org) by **15 December 2025**.

# Country consultation responses received



<b>Azerbaijan</b>	<b>Belarus</b>	Bosnia and Herzegovina	Bulgaria	Canada	Croatia
Cyprus	Czechia	Finland	France	Georgia	Germany
Greece	Hungary	Ireland	Italy	<b>Kazakhstan</b>	<b>Kyrgyzstan</b>
Latvia	Lithuania	Mexico	Poland	Portugal	<b>Republic of Moldova</b>
Romania	<b>Russian Federation</b>	Slovakia	Spain	Sweden	Switzerland
	Türkiye	United Kingdom	<b>Ukraine</b>	United States	

# Country consultation responses received



**Indicator Number**

5. Bullying

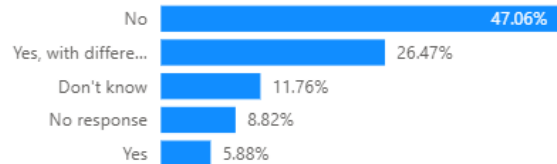
**Question 1-a filter**

5-1-a) Data source

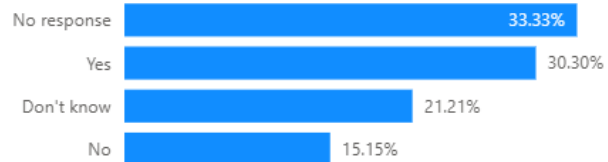
- Country
- Azerbaijan
  - Belarus
  - Bosnia and Herzegovina
  - Bulgaria
  - Canada
  - Croatia
  - Cyprus
  - Czech Republic
  - Finland
  - France



### Q1 - Indicator produced as described



### Q3 - Indicator implementable?



### Q1-a Indicator details

Country	Response
Belarus	Programme for International Student Assessment ( PISA ) 2018 Results
Bulgaria	Health Behaviour in School-aged Children, <a href="https://www.hbsc.org/">https://www.hbsc.org/</a>
Czech Republic	UNICEF Czech NatCom survey
Finland	School Health Promotion Study

### Q1-b Reason for no indicator

Country	Response
Azerbaijan	Resource constraint
Bosnia and Herzegovina	Not priority, Resource constraint, Data protection, No data source
Canada	Resource constraint, No data source
Georgia	Resource constraint, No data source
Germany	Not priority, Resource constraint
Greece	Other
Hungary	No data source

### Q1-b Other reasons (free text)

Country	Response
Greece	Bullying in Greece is not a separate offense but is covered by provisions of the Penal Code (such as articles on verbal abuse, threats, bodily harm, and unlawful violence).
Poland	The number of victims (not the percentage) is given, without distinguishing between physical, psychological, cyber or other violence

### Q2. Change needed to produce this indicator

Country	Response
Azerbaijan	Financial resources, Surveys, Capacity building
Belarus	Financial resources, Surveys
Bosnia and Herzegovina	Financial resources, Harmonization, Capacity building
Canada	Political commitment, Financial resources
Czech Republic	Harmonization, Capacity building, No change
Georgia	Financial resources, Harmonization, Surveys
Germany	Political commitment, Financial resources

### Q3 Implementable? Additional info

Country	Response
France	Bullying (including physical) is not distinguished from other forms of psychological harassment.
Hungary	There are no preparations for such a survey at the moment, but provided with the necessary resources it could be implemented.
Italy	Starting with the next edition in 2026, the theme will be further explored and expanded to analyse the effects of social media on violent behaviour suffered.

### Q4 Other comments

Country	Response
Bulgaria	Conducted sureys in Bulgaria: 2005/06 2013/14 2017/18 2021/22
Canada	General Social Survey Program, Survey on Canadians' Safety (SCS) does not collect information on the indicators related to bullying, alternative care, and disabilities. CHSCY collected data on bullying in 2019 and 2023. Although we have heard through consultations that this is an important topic, especially in relation to cyber

# Indicator selection



- Guided by UN Convention of the Rights of the Child (CRC) and SDG. Taking into consideration existing global frameworks and widely-used tools for each focus area.
- Selection guided by feasibility, policy relevance and aspirations collectively identified through country consultation, discussion at the in-person meeting and experience in SG members.

# Finalization of the minimum set of indicators



## Violence against children

Indicator type	Indicator name
Violent killing	Number of victims of intentional homicide per 100,000 population, by sex and age
Physical violence	Proportion of children aged 1-17 years who experienced any physical punishment by caregivers in the past month
Psychological violence	Proportion of children aged 1–17 years who experienced any psychological aggression by caregivers in the past month
Sexual violence	Proportion of young women and men aged 18-29 years who experienced sexual violence by age 18
Bullying	Proportion of adolescents aged 10-17 years who experienced any physical and/or psychological bullying from peers in the last 12 months, including cyberbullying/technology-facilitated bullying

*Note: Finalization of indicators is still ongoing, and the above list is subject to change*

# Finalization of the minimum set of indicators



## Children in alternative care

Indicator type	Indicator name
Stock/population	Rate of children in alternative care
Stock/population	Percentage of children in alternative care by placement type
Flow/population	Rate of entry into alternative care
Flow/population	Rate of exits from alternative care
Exit/discharge/permanency outcome	Primary reason for leaving alternative care

*Note: Finalization of indicators is still ongoing, and the above list is subject to change*

# Finalization of the minimum set of indicators



## Children with disabilities

Indicator type	Indicator name
Prevalence, demographic	Proportion of children aged 2-17 years with disabilities
Material conditions	Children with disabilities who live in households below the national poverty line
Unmet medical needs and barriers	Proportion of children aged 2-17 years with disabilities who, during the last 12 months, have unmet medical needs
Education	Proportion of children with disabilities aged below 18 years attending school (ISCED 0-3)
Assistive technology	Proportion of children with disabilities in need of assistive technology who lack access to it

*Note: Finalization of indicators is still ongoing, and the above list is subject to change*

# Proposal: measuring mental health of children



- CES Bureau in October 2024 flagged measuring the mental health of children as an additional area for the Steering Group to consider
- Country consultation on mental health of children and discussion at the meeting of Experts on Statistics on Children.
- Develop a proposal for methodological work on measuring mental health of children
- Explore the possibility of establishing a dedicated task force on this topic

# Thank you!

