



DISSEMINATION OF DATA FROM THE 2020 POPULATION AND HOUSING CENSUS OF THE REPUBLIC OF TAJIKISTAN

*Rizoev N. M. - Deputy Head of the
Population Census Department*

www.stat.tj

E-mail: stat@tojikiston.com

Telephone: (992 37) 223-02-45

Fax: (992 37) 221-43-75

*Agency on Statistics under the President of the Republic
of Tajikistan*



Content

1. Quality of census data
2. Dissemination of data from the 2020 Population and Housing Census of the Republic of Tajikistan
3. Internet dissemination of population and housing census data



Data Quality of the 2020 Population and Housing Census



- Use of the combined census method and data quality control
- Data quality control during the processing of population census materials
- Validation while merging data into a single database
- Checking and cleaning the census database



Dissemination of data from the 2020 Population and Housing Census of the Republic of Tajikistan



The 2020 Population and Housing Census data will be disseminated:

Paper media:

- 10 volumes (Tajik and Russian);
- Monograph (Tajik, Russian and English);
- Various thematic collections;
- Analytical reports (Government of the Republic of Tajikistan, ministries and departments and for other users);



Dissemination of data from the 2020 Population and Housing Census of the Republic of Tajikistan



Volume 1	Number and distribution of the population of the Republic of Tajikistan
Volume 2	Population of the Republic of Tajikistan by sex and age, marital status
Volume 3	National composition and language skills, citizenship of the population of the Republic of Tajikistan
Volume 4	Educational level of the population of the Republic of Tajikistan
Volume 5	Number and composition of households in the Republic of Tajikistan
Volume 6	Sources of livelihood of the population of the Republic of Tajikistan
Volume 7	Types of economic activity and occupation of the population of the Republic of Tajikistan
Volume 8	Housing stock and living conditions of the population of the Republic of Tajikistan
Volume 9	Duration of residence in the place of permanent residence and migration of the population of the Republic of Tajikistan
Volume 10	Birth and death rates of the population of the Republic of Tajikistan



Dissemination of data from the 2020 Population and Housing Census of the Republic of Tajikistan





Dissemination of data from the 2020 Population and Housing Census of the Republic of Tajikistan



Volumes consist of:

1. Methodological explanation
2. 2020 Population and Housing Census data (in tabular format);
3. Census forms;
4. Extract from the Instructions on the procedure for conducting the 2020 population and housing census and filling out census documents



Dissemination of data from the 2020 Population and Housing Census of the Republic of Tajikistan



Number and distribution of the population of the Republic of Tajikistan (Volume I) available data:

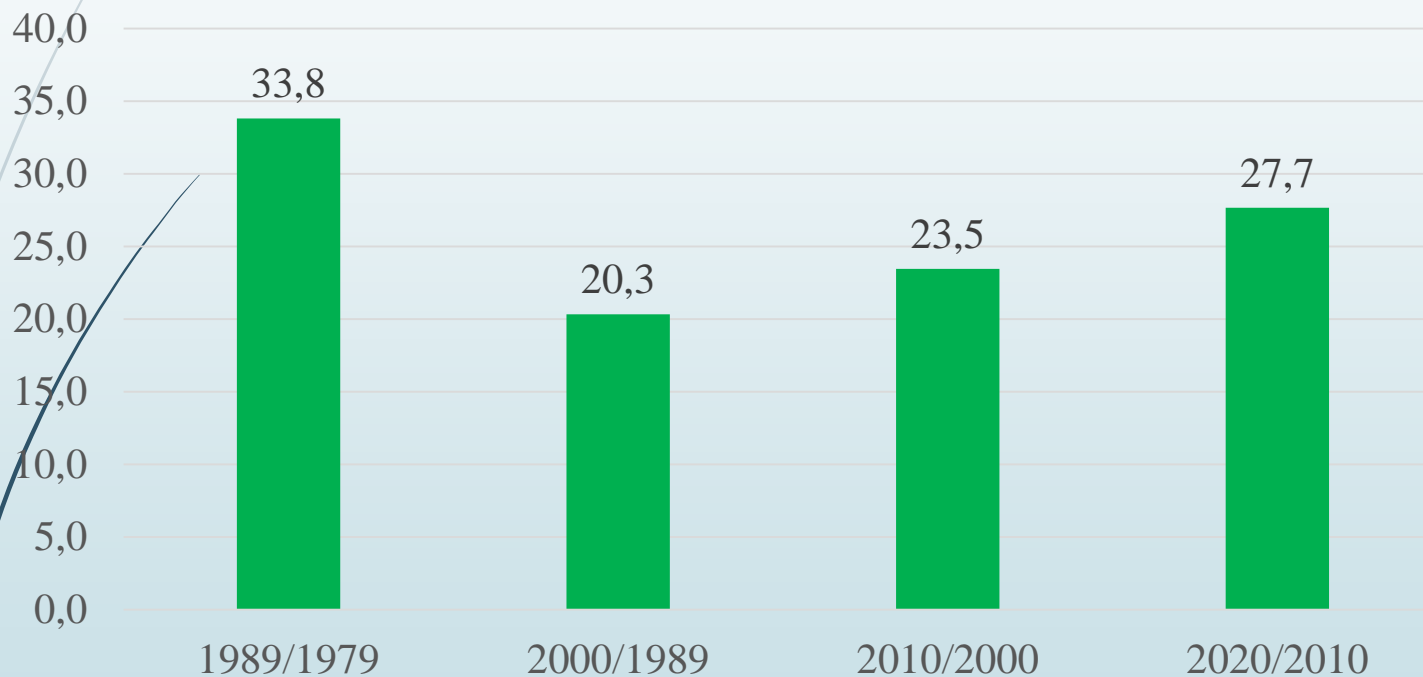
- *Resident population by regions, districts, urban settlements, district centers and rural settlements with a population of 5 thousand or more*
- *Share of urban and rural population in the total permanent population of regions, cities and districts of the Republic of Tajikistan*
- *Grouping of cities and towns by resident population in the republic and regions according to the 2020 population and housing census*
- *Grouping of jamotah dekhots by resident population according to the 2020 Population and Housing Census*
- *Grouping of villages by resident population*



Dissemination of data from the 2020 Population and Housing Census of the Republic of Tajikistan



**Population growth rate of the Republic of Tajikistan
compared to previous censuses 1989-2020**

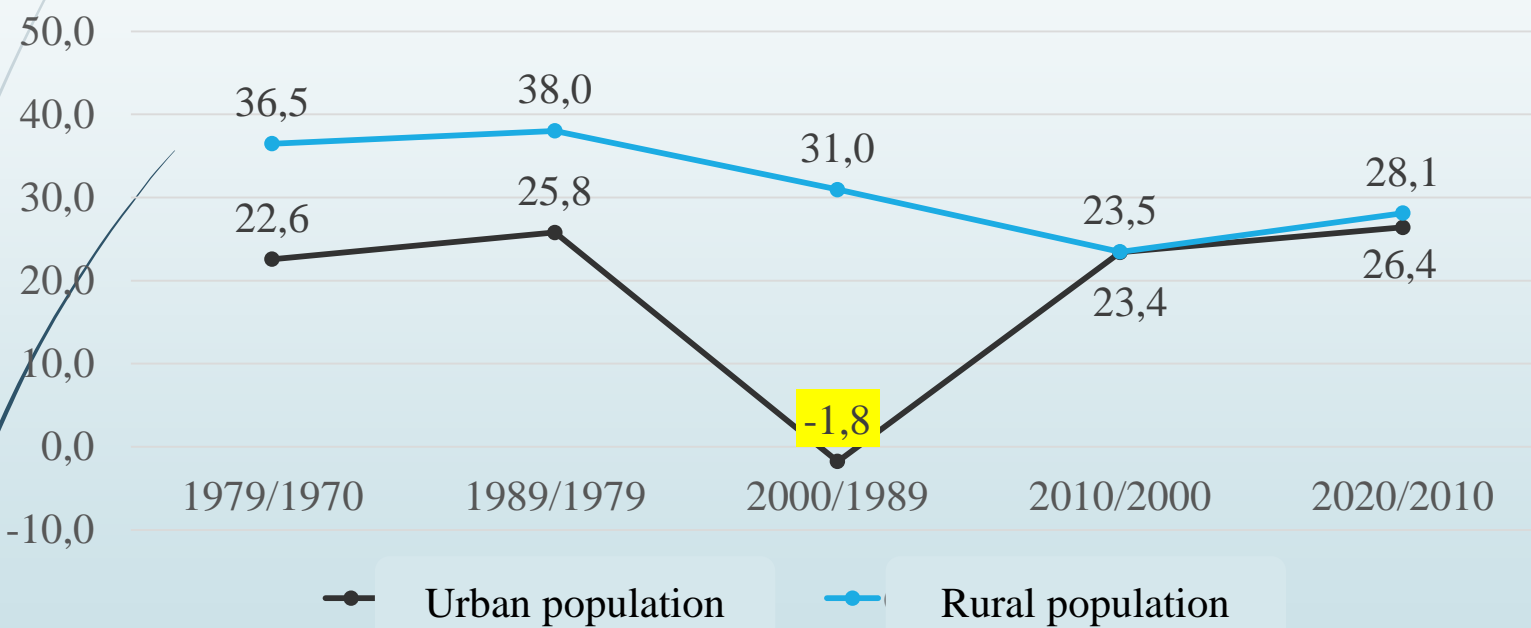




Dissemination of data from the 2020 Population and Housing Census of the Republic of Tajikistan



Distribution of urban and rural population in relation to previous censuses

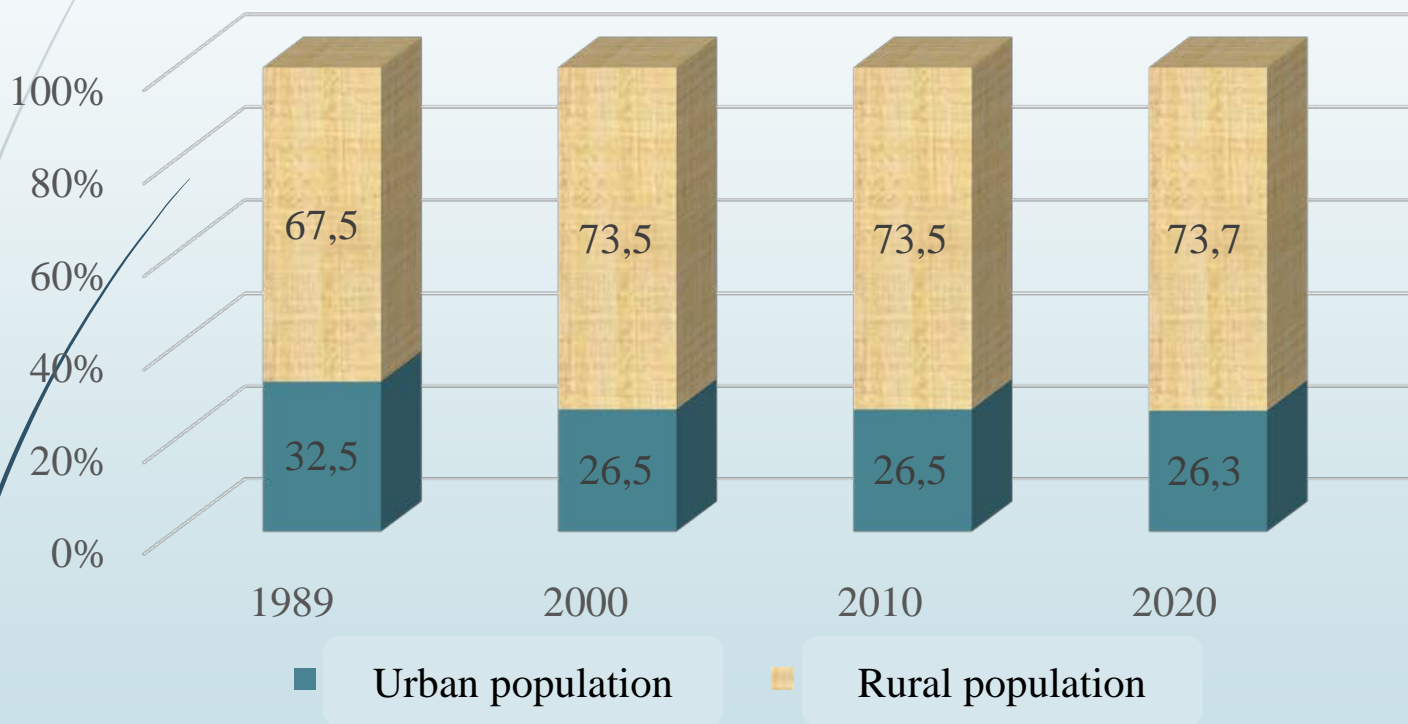




Dissemination of data from the 2020 Population and Housing Census of the Republic of Tajikistan



Share of urban and rural population 1989-2020

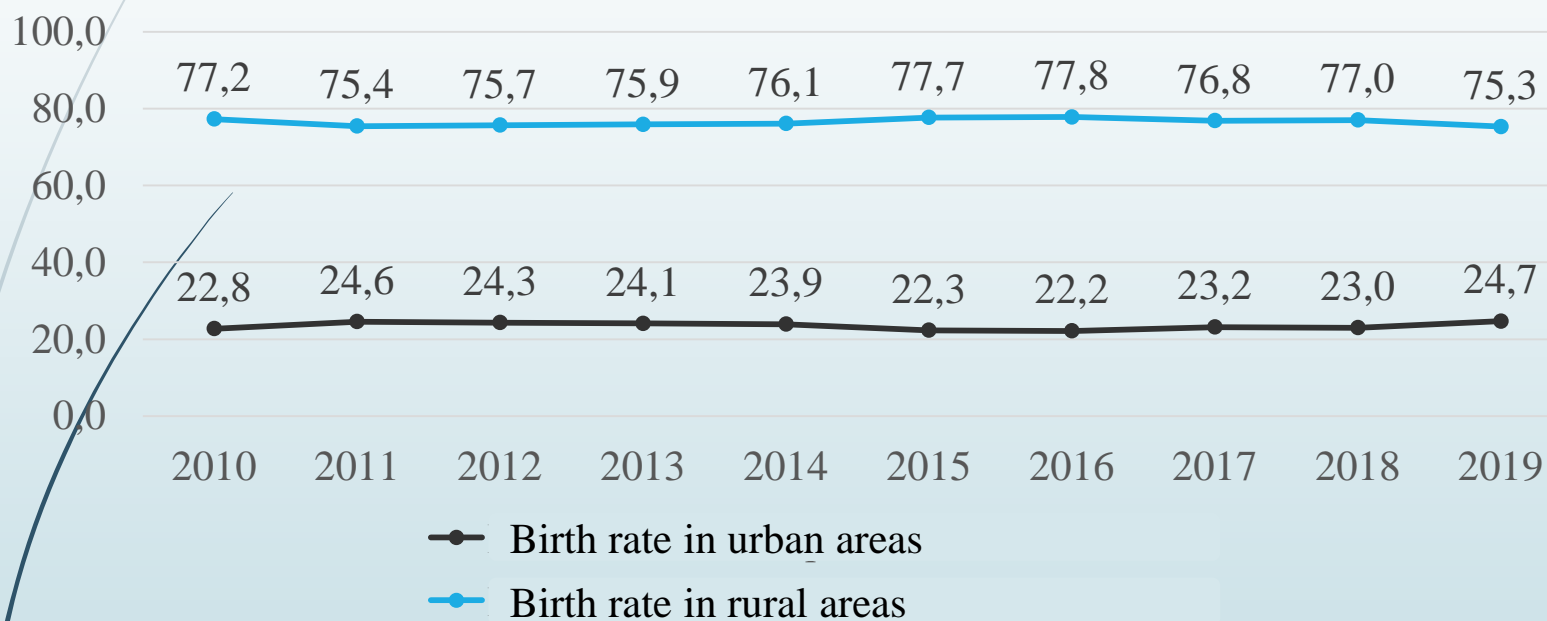




Dissemination of data from the 2020 Population and Housing Census of the Republic of Tajikistan



Birth rate in urban and rural areas 2010-2019 according to current statistics





Dissemination of data from the 2020 Population and Housing Census of the Republic of Tajikistan



Share of men and women 1989-2020

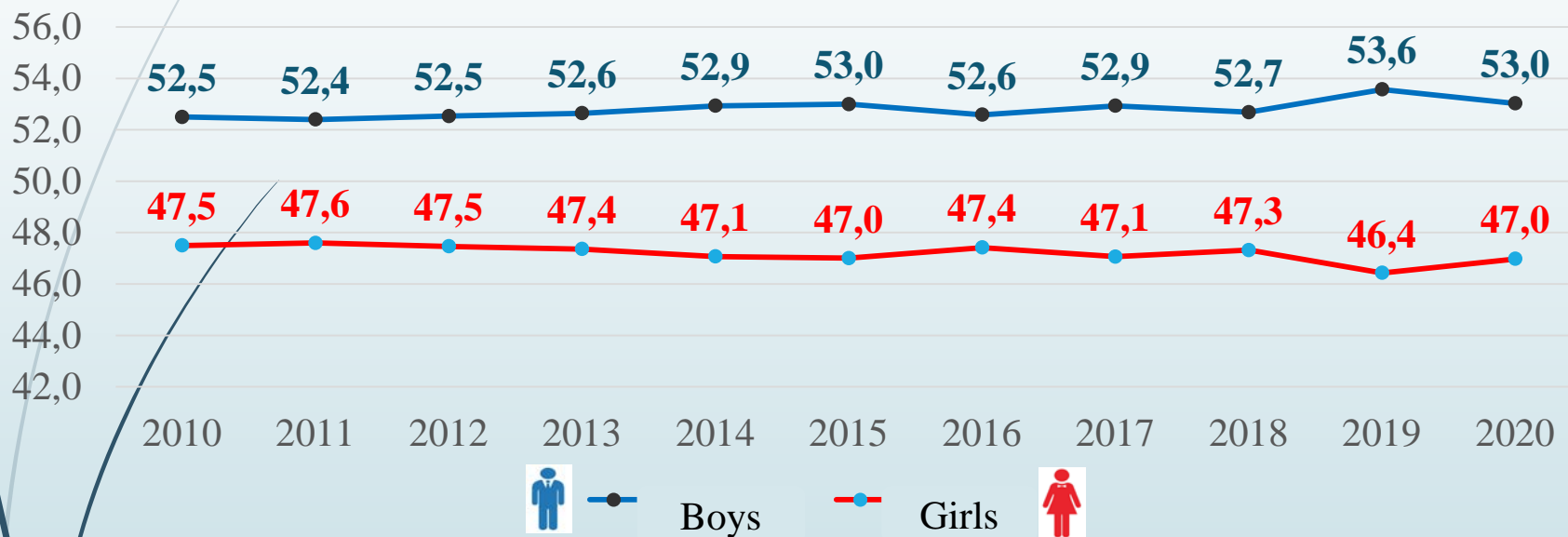




Dissemination of data from the 2020 Population and Housing Census of the Republic of Tajikistan



Childbirth by sex from 2010 – 2020 according to current data





Dissemination of data from the 2020 Population and Housing Census of the Republic of Tajikistan



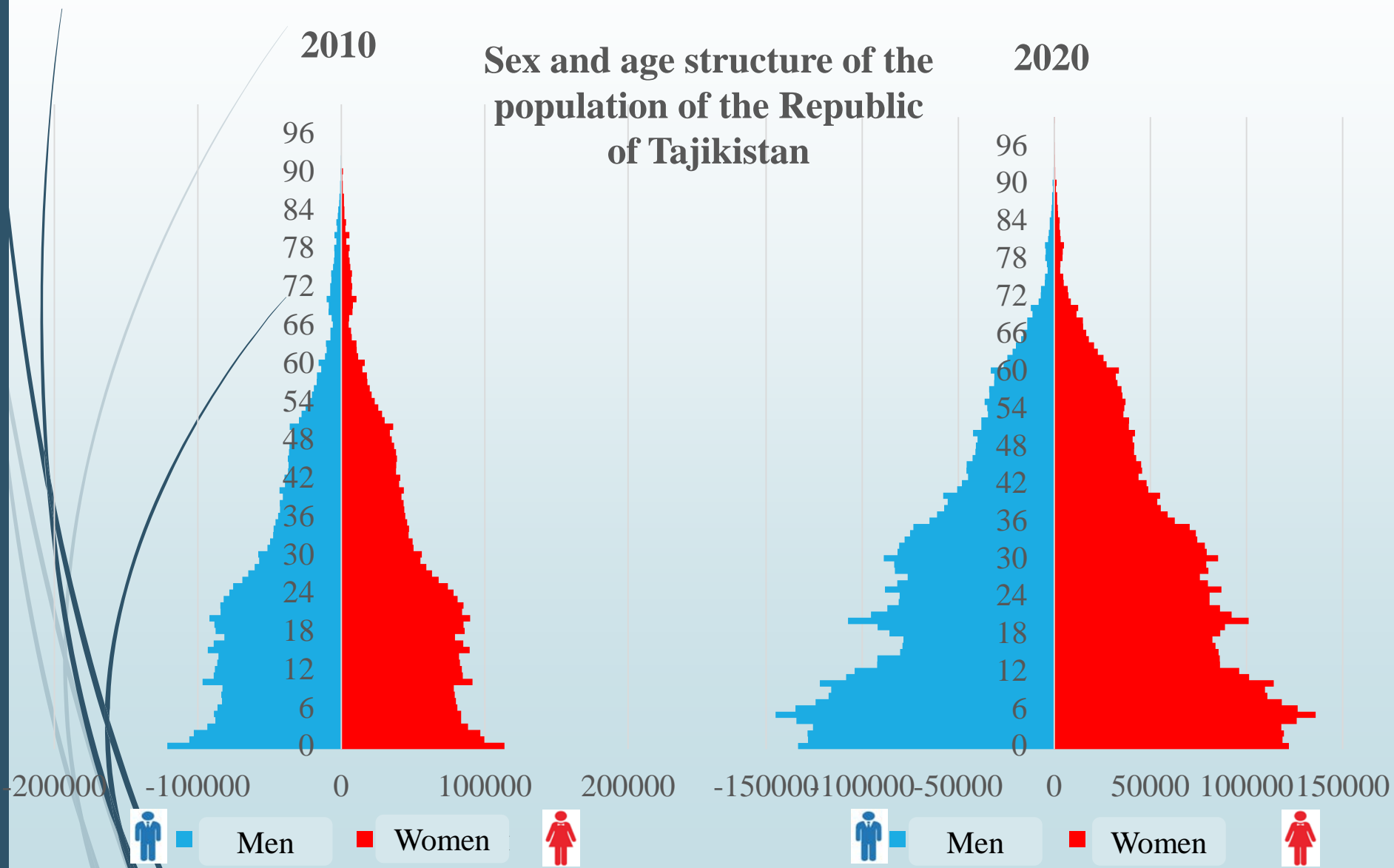
Population of the Republic of Tajikistan by sex, age and marital status

(Volume II) available data:

- *Distribution of the resident population of the republic and regions by sex and age*
- *Distribution of the urban population of the Republic of Tajikistan by age groups*
- *Distribution of the rural population of the Republic of Tajikistan by age groups*
- *The number of men and women in regions, cities and districts of the Republic of Tajikistan according to the 2020 population and housing census and their ratio*
- *Distribution of the population of the republic and regions by marital status*
- *Distribution of the population aged 15 years and over by marital status in the republic and regions (per 1000 people of the corresponding sex and age)*



Dissemination of data from the 2020 Population and Housing Census of the Republic of Tajikistan

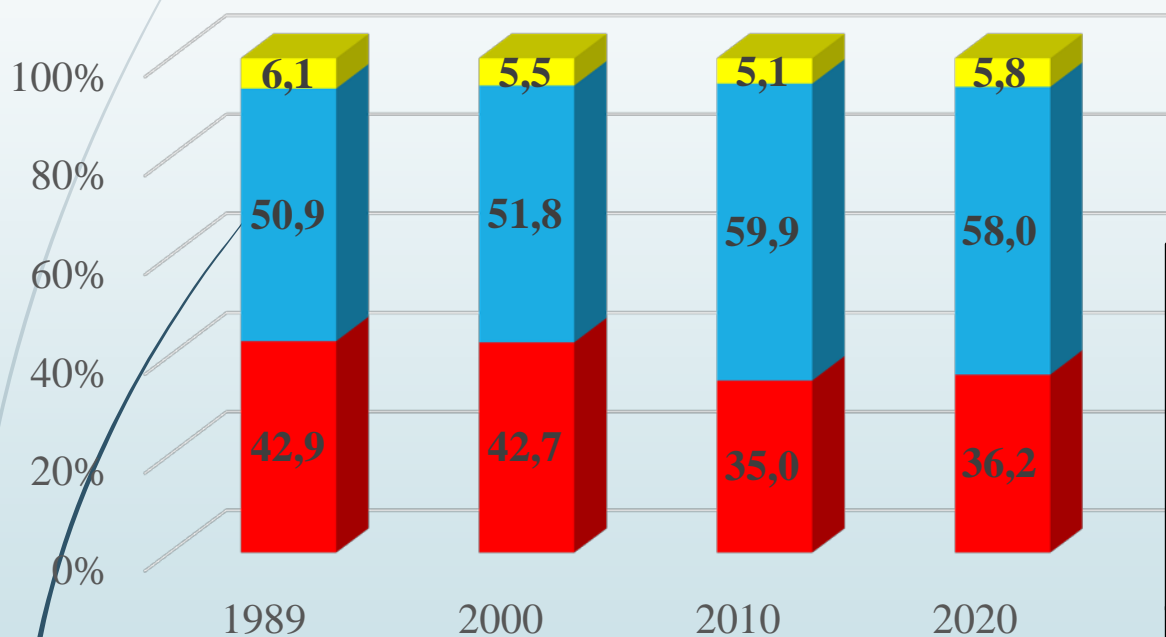




Dissemination of data from the 2020 Population and Housing Census of the Republic of Tajikistan



Age group of the population of the Republic of Tajikistan 1989-2020



- Over working age
- Working age
- Younger than working age

Fertility rate
(current data):
in 2000 - per 1000 people
27.0, TFR - 3.493
in 2019 - per 1000 people
25.4, TFR - 2.88

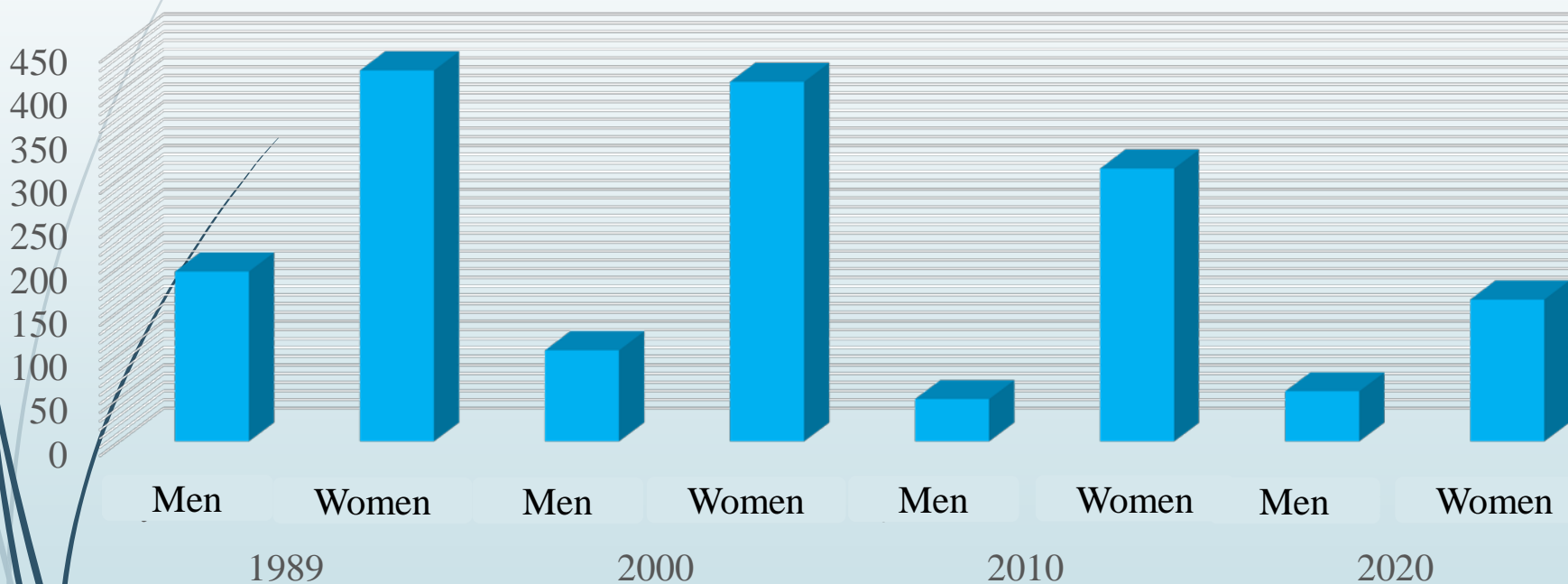
Mortality
(current data):
in 2000 - per 1000 people 4.7
in 2019 - per 1000 people 3.6



Dissemination of data from the 2020 Population and Housing Census of the Republic of Tajikistan



Population of the Republic of Tajikistan aged 100+ 1989-2020

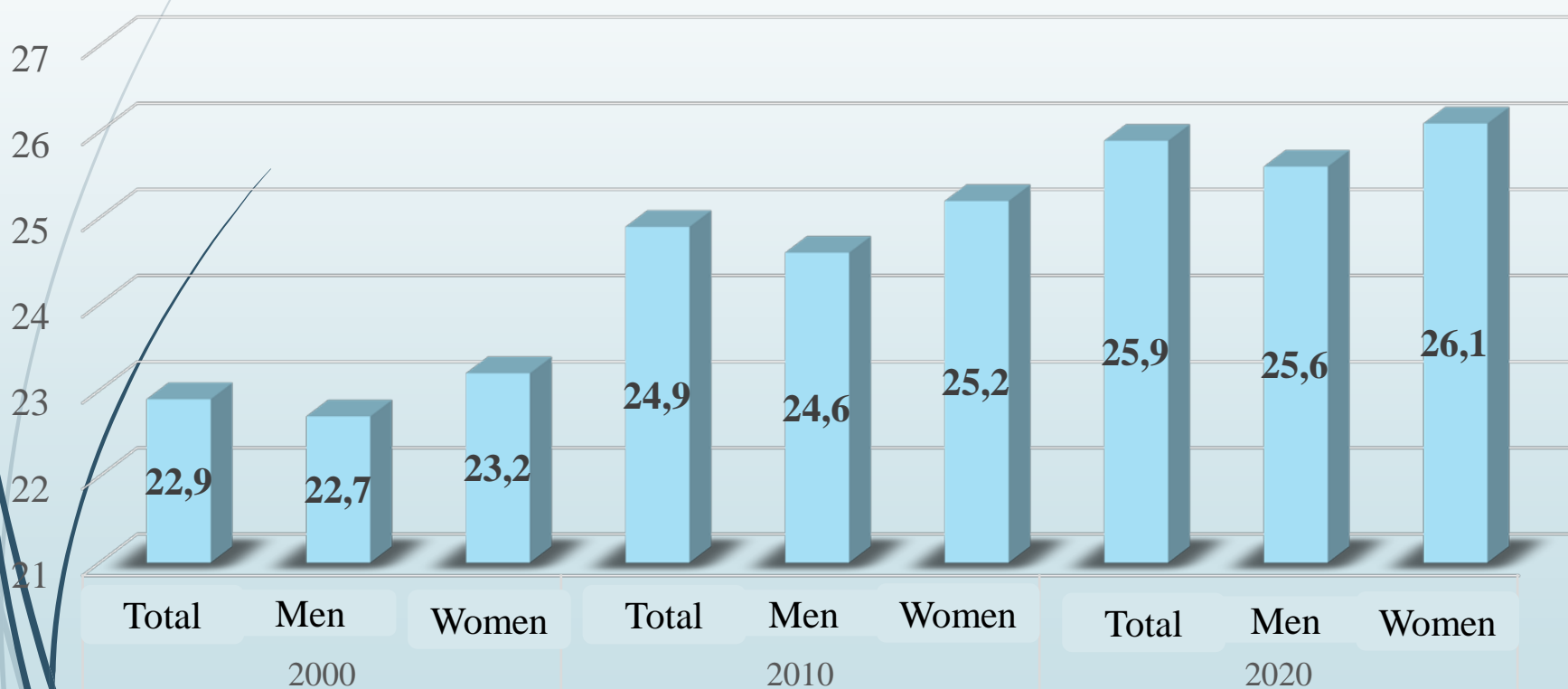




Dissemination of data from the 2020 Population and Housing Census of the Republic of Tajikistan



Average age of the population 2000-2020

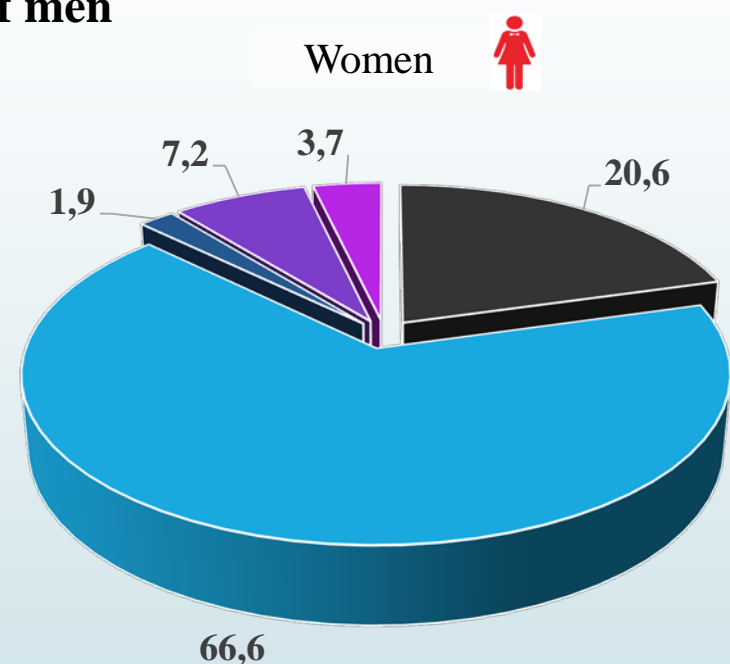
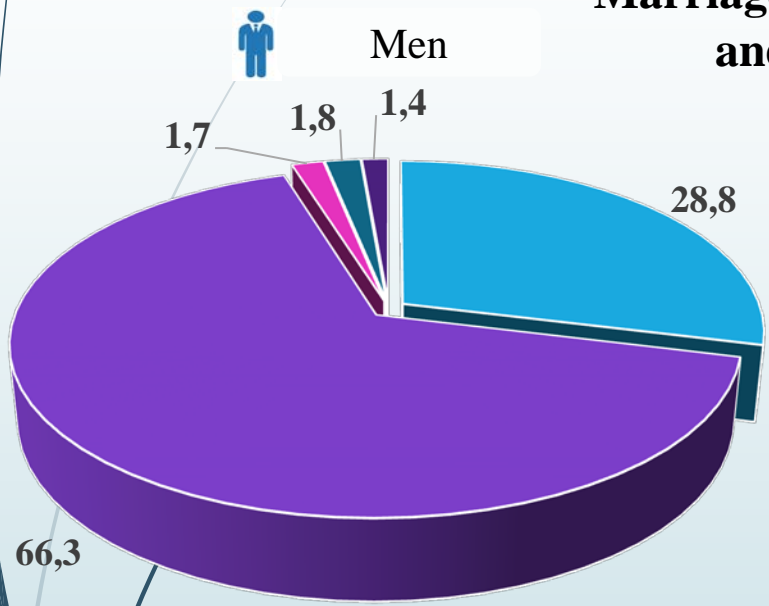




Dissemination of data from the 2020 Population and Housing Census of the Republic of Tajikistan



Marriage status of men and women



- Never Married
- Who were in an unregistered marriage
- Divorced, dispersed
- Married, registered in the registry office
- Widowed

- Never Married
- Who were in an unregistered marriage
- Divorced, dispersed
- Married, registered in the registry office
- Widowed



Dissemination of data from the 2020 Population and Housing Census of the Republic of Tajikistan



Ethnic composition, language proficiency and citizenship of the population of the Republic of Tajikistan (Volume III) available data:

- ▶ *National composition of the population of the Republic of Tajikistan*
- ▶ *Distribution of the population of the republic by sex, nationalities and native language*
- ▶ *Distribution of the population of the republic by gender, nationalities and other languages that are fluent*
- ▶ *Population of selected nationalities by sex and age groups*
- ▶ *Population of selected nationalities aged 15 and over by marital status, sex and age*
- ▶ *Population of selected nationalities aged 10 and over by age and level of education*



Dissemination of data from the 2020 Population and Housing Census of the Republic of Tajikistan



Ethnic composition, language proficiency and citizenship of the population of the Republic of Tajikistan (Volume III) available data:

- *Population of selected nationalities by source of livelihood*
- *Permanent population of the Republic of Tajikistan by country of citizenship and age*
- *Foreign citizens and stateless persons permanently residing in the Republic of Tajikistan, by nationality and country of citizenship*



Dissemination of data from the 2020 Population and Housing Census of the Republic of Tajikistan



According to the 2020 population and housing census, 81 nationalities live in the Republic of Tajikistan. Of the total, 86.1% of the population reported as Tajiks.

In the 2010 population and housing census, there were 92 nationalities, the share of Tajiks was 84.3%.

There were 128 nationalities in the 1989 census.



Dissemination of data from the 2020 Population and Housing Census of the Republic of Tajikistan



Educational level of the population of the Republic of Tajikistan (Volume IV) available data:

- *Education of the population of the Republic of Tajikistan*
- *Literacy rate of the population aged 10 years and over in the Republic of Tajikistan*
- *Distribution of the population aged 10 and over by education and sex in the Republic of Tajikistan (oblast, cities and districts)*
- *Distribution of the employed population by education and gender in the Republic of Tajikistan (region, cities and districts)*



Dissemination of data from the 2020 Population and Housing Census of the Republic of Tajikistan



Educational level of the population of the Republic of Tajikistan (Volume IV) available data:

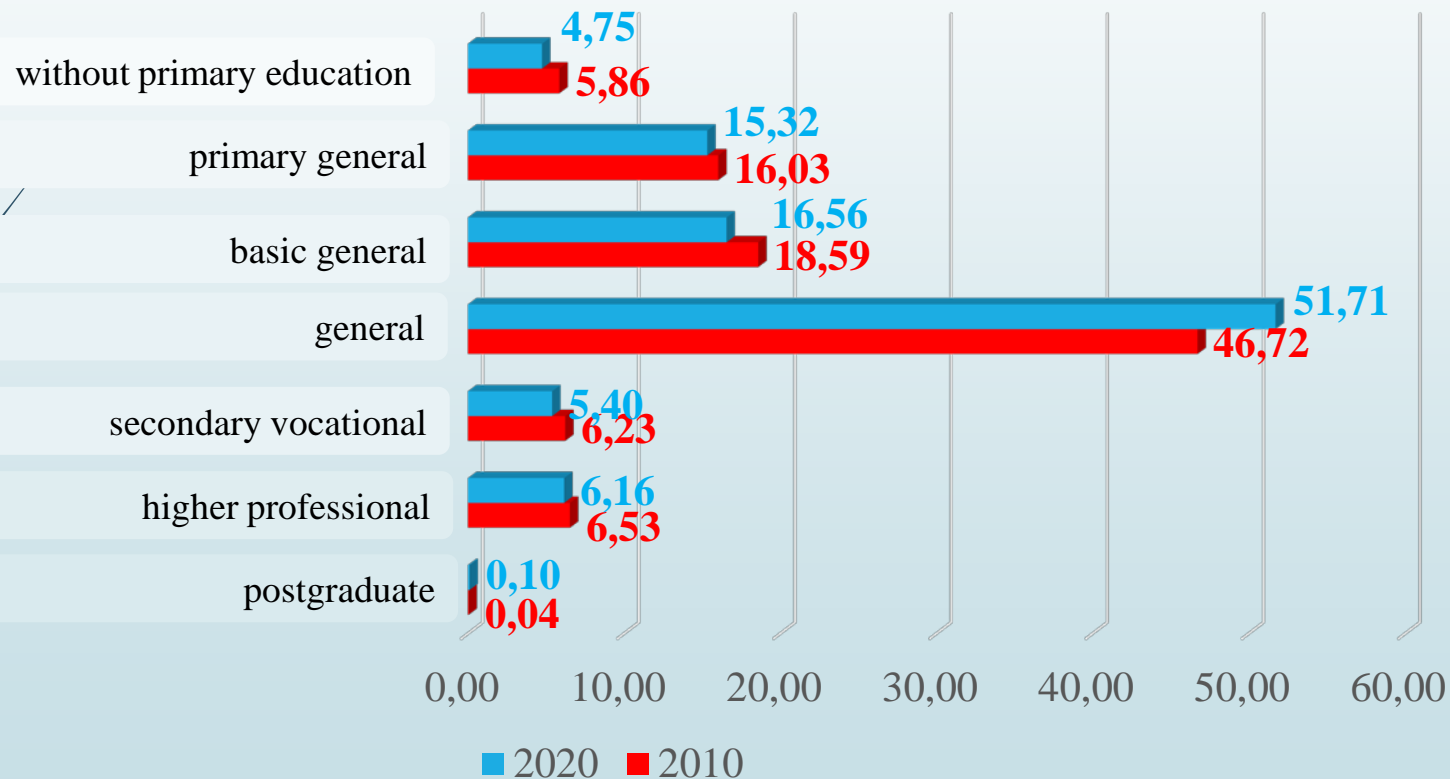
- *Distribution of the population aged 6 - 60 years studying in educational institutions in the Republic of Tajikistan (oblast, cities and districts)*
- *Distribution of the population aged 6-60 years studying in educational institutions by age in the Republic of Tajikistan (region, cities and districts)*
- *Distribution of the employed population aged 6-60 studying in educational institutions in the Republic of Tajikistan (region, cities and districts)*



Dissemination of data from the 2020 Population and Housing Census of the Republic of Tajikistan



The level of education of the population of the Republic of Tajikistan in 2010-2020





Dissemination of data from the 2020 Population and Housing Census of the Republic of Tajikistan



Literacy rate of the population aged 10 years and over in the Republic of Tajikistan

	Total	Including:	
		men	women
Total population aged 10 years and older, thousand people	7164,2	3610,6	3553,6
Number of illiterate people aged 10 and over, thousand people	14,0	6,4	7,6
literate, %	99,80	99,82	99,79
illiterate, %	0,20	0,18	0,21



Dissemination of data from the 2020 Population and Housing Census of the Republic of Tajikistan



Number and composition of households in the Republic of Tajikistan (Volume V) available data:

- *Number and size of households in the Republic of Tajikistan and its regions*
- *Distribution of households by type and size in the republic and its regions*
- *Distribution of households in the Republic of Tajikistan and its regions by the number of employed household members and the number of dependents*
- *Population of various types of households in the Republic of Tajikistan and its regions by sex and age*
- *Private households by number of unemployed and number of children under 18*



Dissemination of data from the 2020 Population and Housing Census of the Republic of Tajikistan



Number of households in the Republic of Tajikistan 2010-2020

	2010	2020
Total, households, thous.	1197,2	1578,6
City, thousands	386,7	507,5
Village, thousands	810,5	1071,1
City, %	32,3	32,1
Village, %	67,7	67,9



Dissemination of data from the 2020 Population and Housing Census of the Republic of Tajikistan



Average household size in the Republic of Tajikistan 2010-2020

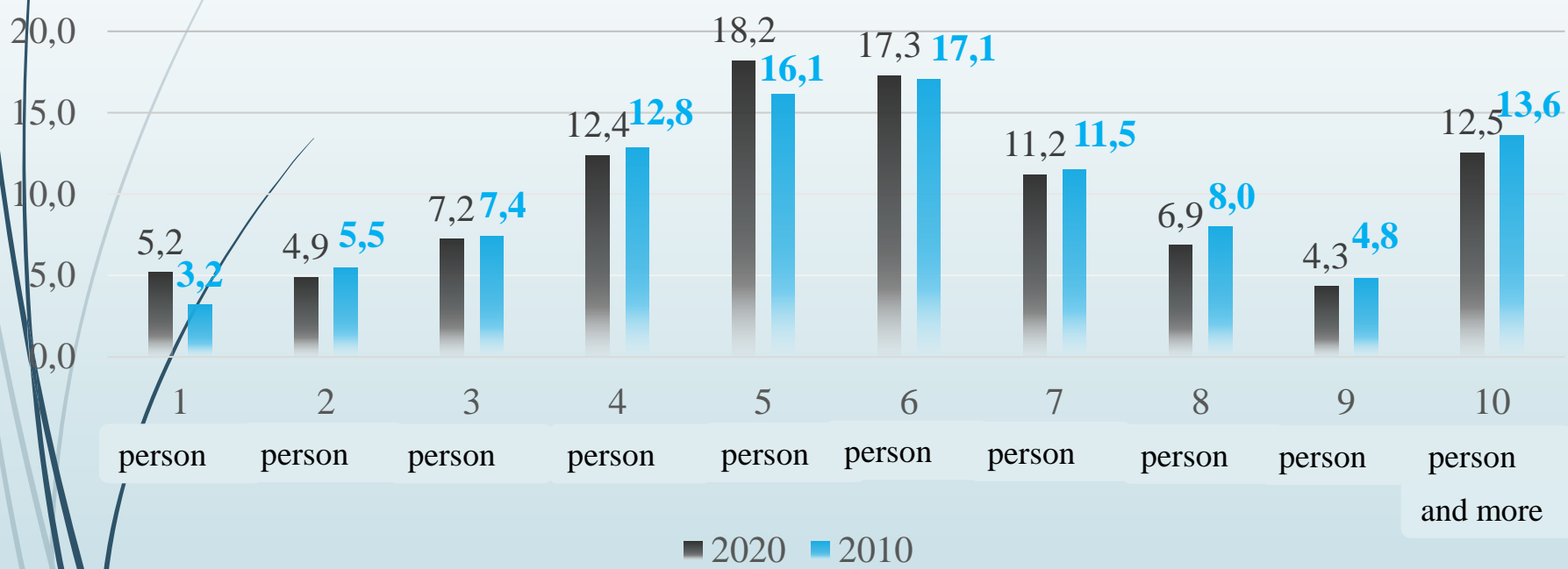
	2010	2020
Total	6,3	6,1
urban	5,1	5,0
rural	6,8	6,6



Dissemination of data from the 2020 Population and Housing Census of the Republic of Tajikistan



Number of private households and their grouping by size 2010-2020





Dissemination of data from the 2020 Population and Housing Census of the Republic of Tajikistan



Dissemination of the final data on the AC website (<https://stat.tj/>)

Electronic versions of the 2010 population and housing census volumes were available on the CA website.

The 2020 Population and Housing Census data will be available on the CA website (a new CA website is being developed). Instruction of the Director of the CA to place data of all sectors on the new website of the CA, including the population census.

It is planned to publish census analytical data in tabular form (various indicators)



*Thank you for your
attention!*