

SDG indicators in Tajikistan



Content:

- Sustainable Development Goals and primary data sources
- Data exchange and harmonization (coordination)
- SDG statistical data portal and work to be done in this regard
- SDG data that were prepared for the 2nd National Voluntary Report
- Next steps and addressing existing challenges



Sources of primary information for the development of official statistics in Tajikistan



- Data collection based on statistical reporting forms from respondents
- Population and housing censuses (Census of Agriculture)
- Sample surveys (MDI, OPC, OBDX and others)
- Administrative data



Applicable SDG indicators in Tajikistan according to the latest analysis



Number of SDG indicators


231

30 ineligible score by:

- ❖ The global nature of the indicators
- ❖ Using international indicators
- ❖ Unsuitable for the republic by phenomenon (*e.g. indicators of Goal 14*)

The 201 applicable indicators can be categorized into the following groups:

- ❖ Affordable - 36 indicators (18%)
- ❖ Easy to develop - 51 indicators (25%)
- ❖ Difficult to develop - 101 indicators (50%)
- ❖ Impossible, even with great effort. - 13 (7%)



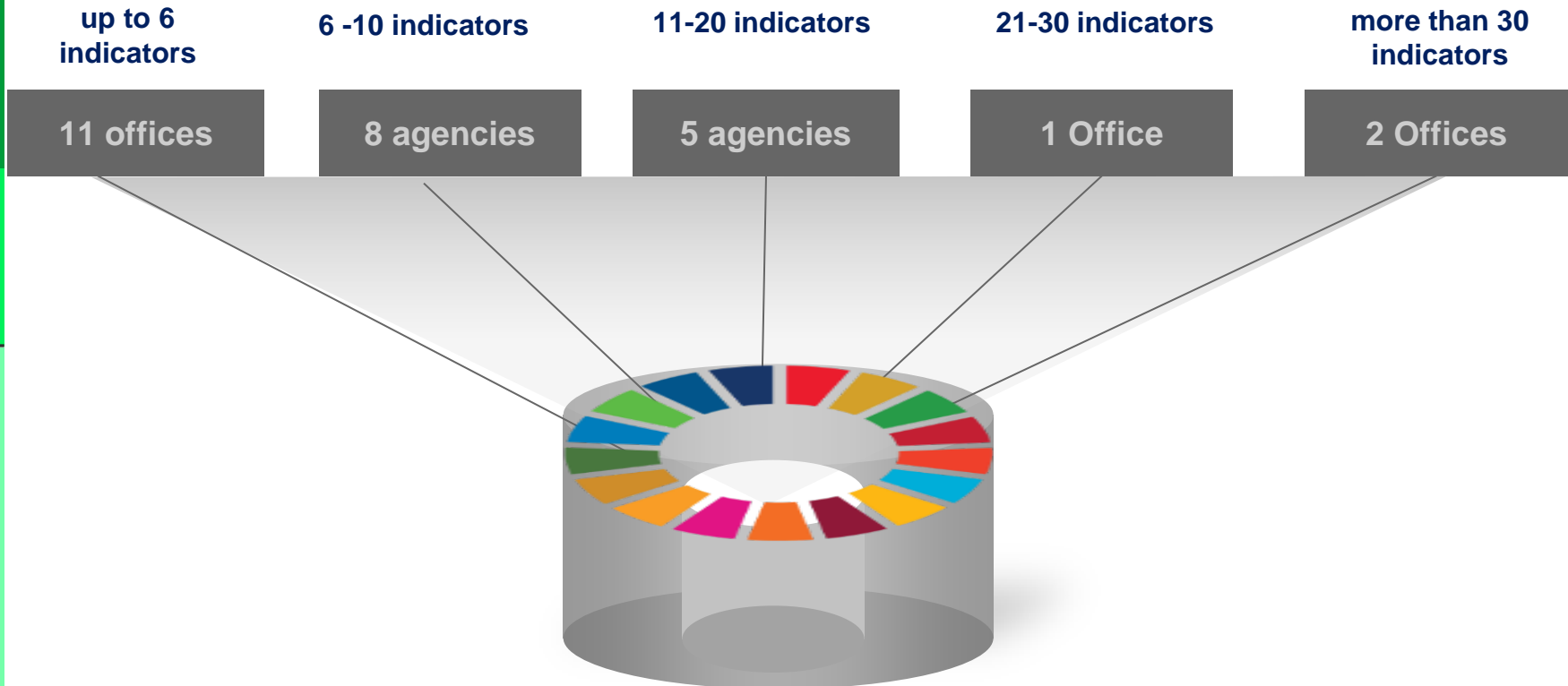
State bodies responsible for for SDG indicators



Responsible ministries and agencies	SDGS	Number of indicators
Ministry of Education and Science	4, 12, 13,14	17
Forestry Agency	15	2
Statistical Agency under the President of the Republic of Tajikistan	1,2,3,4,5,8,9,10,11,16,17	49
Agency for State Financial Control and Fight against Corruption	16	1
State Committee for Land Management and Geodesy	1,5,6,15	5
State Committee on Investments and State Property	6,9,10,13,17	8
Committee on Women and Family Affairs	5	1
Environmental Protection Committee	9, 11, 12, 13, 15	18
Emergency Committee	1, 11, 13	6
Committee for Architecture and Construction	11	3
Ministry of the Interior	3, 10, 11, 16	12
Ministry of Health and Social Protection of Population	1, 2, 3, 5, 6, 10, 11	31
Ministry of Agriculture	2, 14, 15	6
Ministry of Transportation	11	1
Ministry of Labor, Migration and Employment	8,10	6
Ministry of Finance	1, 2, 9, 11, 12, 16, 17	14
Ministry of Economic Development and Trade	1, 8,9,10,12,16,17	23
Ministry of Energy and Water Resources	6, 7, 12	15
Ministry of Justice	5, 15, 16	8
National Bank of Tajikistan	8, 10, 17	6
Youth and Sports Committee	12	1
Communication Service	5, 9, 17	4
State Unitary Enterprise (SUE) "Moxi Tojikiston"	14	2
Civil Registry Office	3	2



Ministries and agencies responsible for reporting SDG indicators




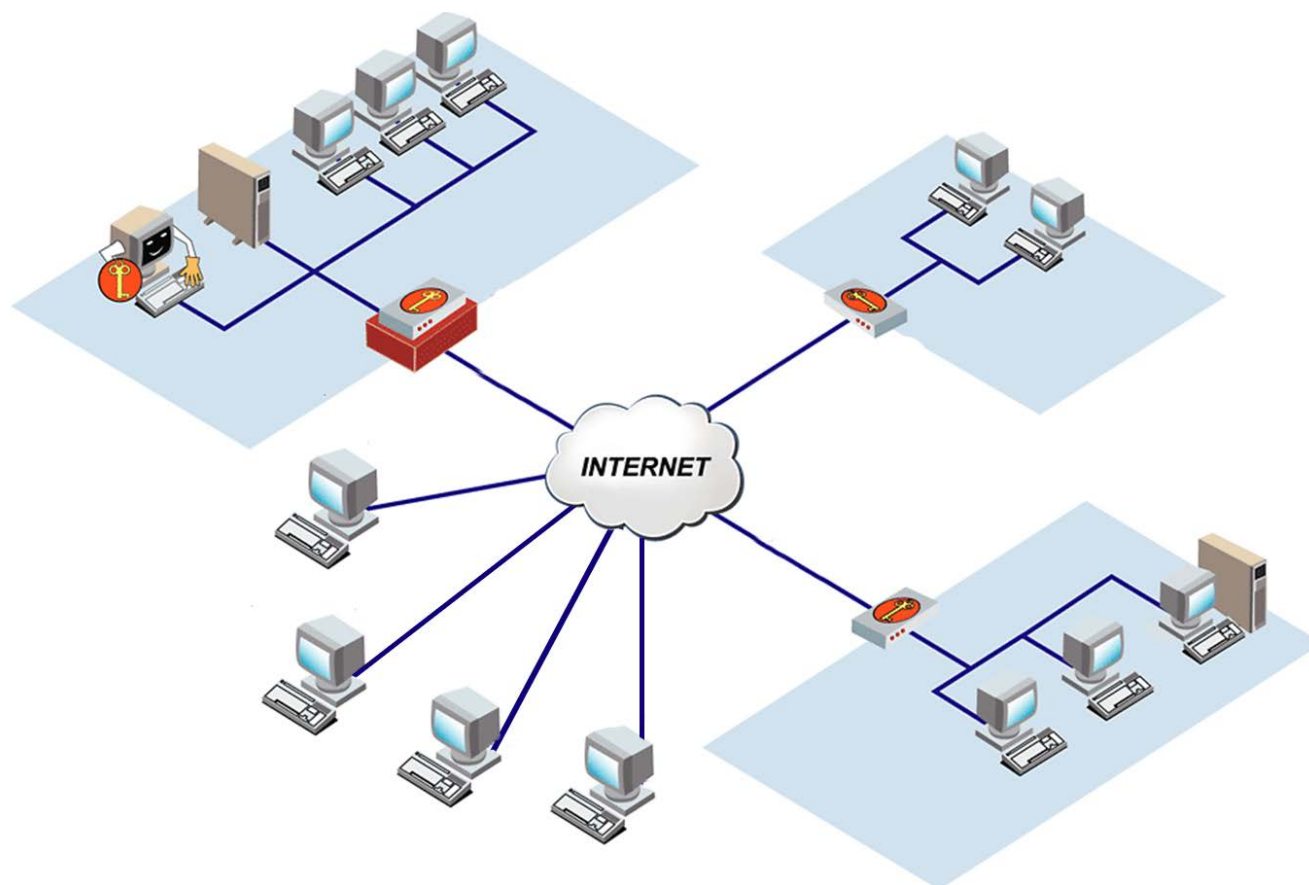
Bodies with more than 30 indicators:

1. statistical agency - 49 indicators

2. Ministry of Health and Social Protection of the Population - 21 indicators



Transition to electronic reporting is one of the main goals of statistical offices



Inventory of statistical forms



Forms of statistical reporting by industry:	State statistics (pcs)	Interdepartmental statistics (pcs)	Total number (pc)
agriculture	32	3	35
prices and tariffs	3	0	3
industries	14	0	14
construction	13	0	13
System of national accounts and financial statistics	10	4	14
social sphere	13	65	78
Demographic statistics, employment and household budgets	11	10	21
material resources, external relations and trade	16	0	16
transportation, tourism, services and communications	8	21	29



The work of the Agency for Statistics on SDGs



Внутриведомственная рабочая группа с 2016 г.

Межведомственная рабочая группа с 21
министерствами


Члены международной рабочей группы по разработке
методологии

Дорожная карта 2018-2021 разработана и реализована

Показатели ЦУР являются частью Стратегии развития
статистики до 2030 года.

Портал данных создан при поддержке СОООН-DFID.


Сбор, анализ и распространение данных ЦУР



Data sharing and coordination



- In the Statistical Agency under the President of the Republic of Tajikistan in order to carry out works within the monitoring of SDG indicators and to provide information on the tracking of relevant indicators, according to the order of the Director of the Statistical Agency from February 26, 2019, №08 from among the management and specialists of 21 line ministries, as well as the management and staff of the Statistical Agency is created Working Group.
- The exchange of information is formally done by sending letters.



АЛЬФА Это сайт находится в разработке. Мы рады вашим отзывам.



Русский ▼ A 

[Цели](#) [Состояние отчётности](#) [О нас](#) [Руководство](#) [Часто задаваемые вопросы](#) [Обновления](#)

Показатели целей в области устойчивого развития Республики Таджикистан

Нажмите на каждую цель, или поищите статистики для глобальных показателей целей в области устойчивого развития. Для получения данных по показателям Целей устойчивого развития – выберите цель, или введите название показателя через [«Поиск»](#).



Скачать все данные

Скачать все данные



Цели Состояние отчетности О нас Руководство Часто задаваемые вопросы Обновления

Главная > Цели > Цель 1



Показатель 1.1.1

Доля населения, живущего за международной чертой бедности, в разбивке по полу, возрасту, статусу занятости и месту проживания (городское/сельское)

График Таблица

Доля населения, живущего за международной чертой бедности, в разбивке по полу, возрасту, статусу занятости и месту проживания (городское/сельское)

Year ^	Tajikistan
2015	4.81
2016	4.34
2017	3.58
2018	2.95
2019	2.61
2020	2.61

Скачать табличные CSV Скачать исходные CSV

Национальные метаданные Глобальные метаданные Источники Редактировать

В этой таблице представлены метаданные для фактического показателя, доступного из статистики ближайшей к соответствующему глобальному индикатору ЦУР. Обратите внимание, что даже если глобальный индикатор ЦУР полностью доступен из статистики, по этой таблице следует проконсультироваться для получения информации о национальной методологии и других специфических метаданных.

Информация об индикаторе



Цели Состояние отчетности О нас Руководство Часто задаваемые вопросы Обновления

Главная > Цели > Цель 1



Показатель 1.1.1

Доля населения, живущего за международной чертой бедности, в разбивке по полу, возрасту, статусу занятости и месту проживания (городское/сельское)

График Таблица

Доля населения, живущего за международной чертой бедности, в разбивке по полу, возрасту, статусу занятости и месту проживания (городское/сельское)

Year ^	Tajikistan
2015	4.81
2016	4.34
2017	3.58
2018	2.95
2019	2.61
2020	2.61

Скачать табличные CSV Скачать исходные CSV

Национальные метаданные Глобальные метаданные Источники Редактировать

В этой таблице представлены метаданные для фактического показателя, доступного из статистики ближайшей к соответствующему глобальному индикатору ЦУР. Обратите внимание, что даже если глобальный индикатор ЦУР полностью доступен из статистики, по этой таблице следует проконсультироваться для получения информации о национальной методологии и других специфических метаданных.

Информация об индикаторе



Information on national tracking of SDGs (tracker)



- ESCAP has developed a "National SDG Tracking System" to enable countries to use data, indicators and targets to assess their progress towards the SDGs.
- It is an interactive online tool that provides each country with SDG data in a global database and allows them to create SDG charts in a few steps.
- Progress is measured at three levels; goal, target and indicator.



Cooperation of the statistical office with ESCAP



- Official letter from ESCAP through the Ministry of Foreign Affairs of Tajikistan on cooperation towards SDG Tracker
- Promotion of responsible statistical staff through the Office of the UN Resident Representative in Tajikistan and ESCAP
- Online meetings with ESCAP specialists
- Interaction with the interdepartmental working group on sustainable development indicators (21 ministries and agencies)
- Collection of indicators and data
- Identification of national goals
- Conduct analysis using the National SDG Tracker in conjunction with ESCAP.




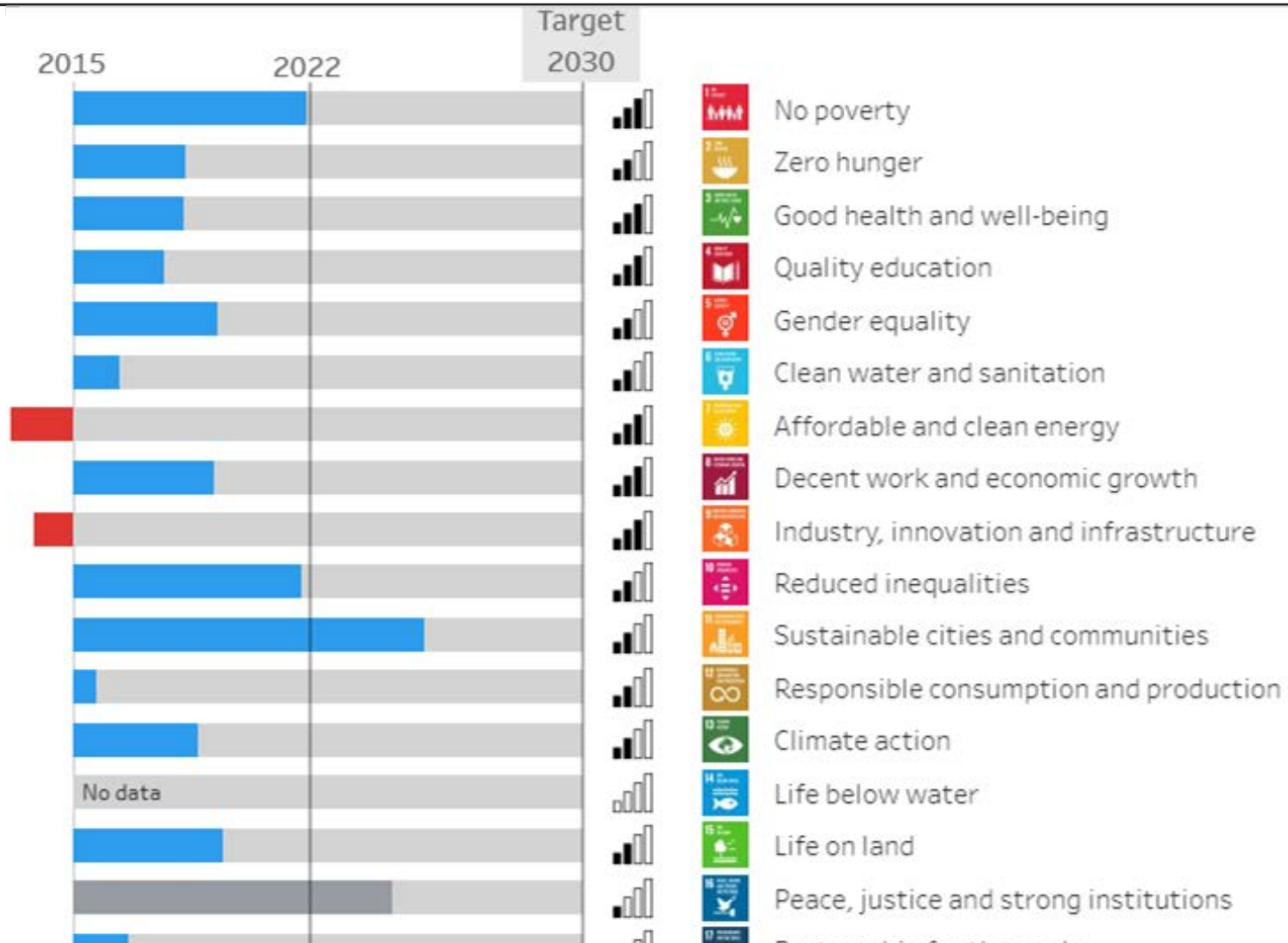
Target setting for Tajikistan



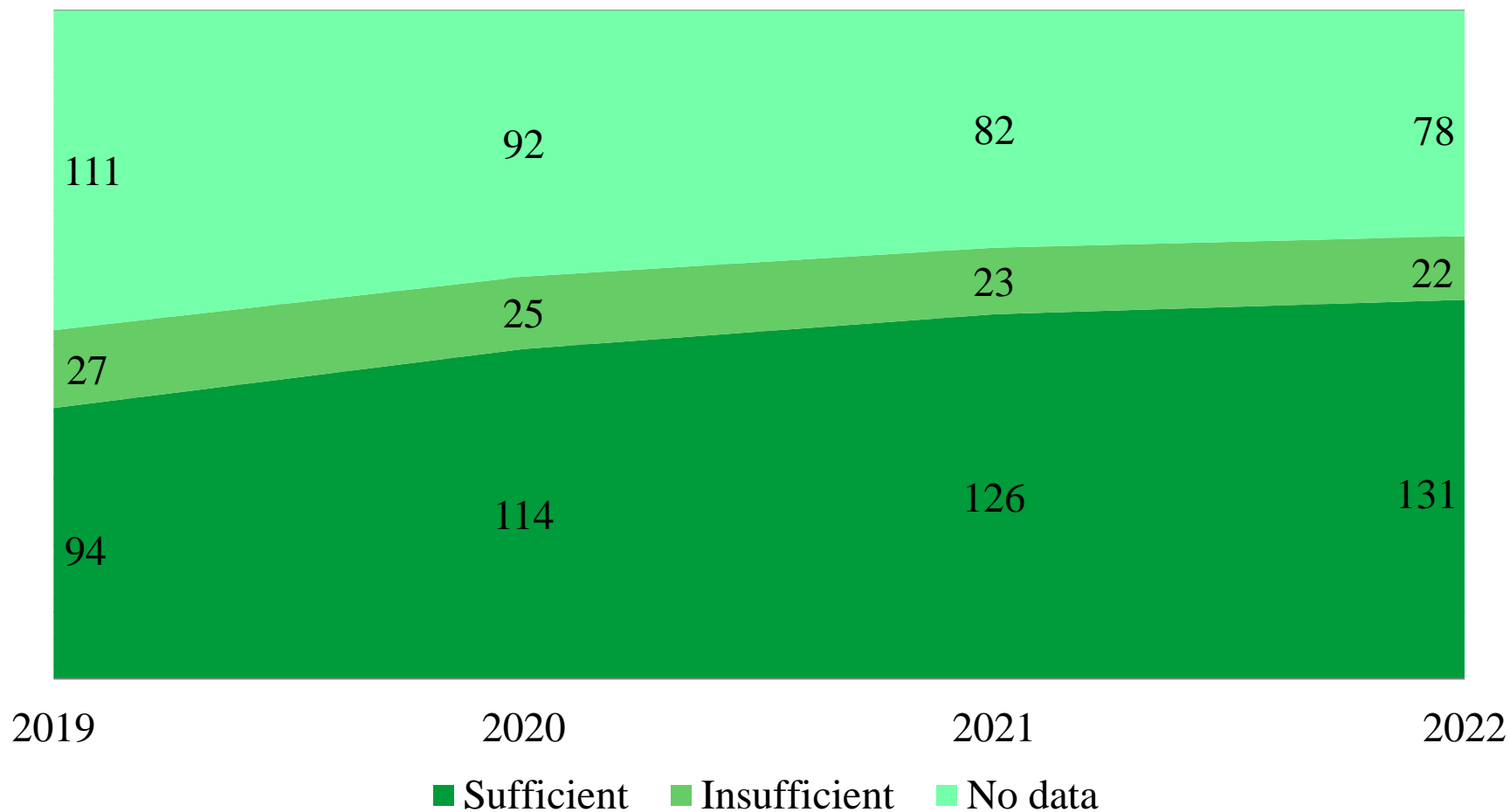
- Targets up to 2030 according to strategic documents;
- Targets directly within the SDGs;
- Regional indicators based on leading countries in Asia and the Pacific.



Photo of SDG progress in Tajikistan, 2022.



SDG data availability in Tajikistan (2019-2022)



Daily work of the Agency for Statistics on SDG indicators



- ❑ Improving the quality of existing SDG indicators (Tier 1)
- ❑ Updating methodology and classifications based on SDG indicators
- ❑ Improvement of statistical data forms and questionnaires to obtain disaggregated indicators
- ❑ Working with FAO on pilot studies
- ❑ Dissemination of SDG indicators




Objectives of the SDGs on statistics



17.18 By 2020, strengthen capacity development support to developing countries, including least developed countries and small island countries, to adequately increase access to high-quality, timely and reliable data disaggregated by income, sex, age, race, ethnicity, immigration status, disability, geographic location and other characteristics related to national circumstances,

17.19 By 2030, support existing initiatives to develop sustainable development growth indicators that complement gross domestic product and support the development of statistical capacity in developing countries.



Next Steps:



- Organization of meetings and seminars with the interdepartmental working group
- Development of disaggregated statistics by age, sex, disability, income groups, migration and subnational level.
- High-level approval of the list of data, with identification of relevant ministries and agencies
- Implementation of new statistical surveys
- Development of cooperation with national and international organizations (Custodial Organization)
- Enhancing the capacity of the National Statistical System to develop SDG indicators
- Development of a statistical compendium on SDG indicators



Thank you for your attention!

